

September 11, 2014
Community Meeting

Welcome to ACGC



Community Meeting Agenda

1. Test Score Review
2. World's Best Workforce
3. DAC Recommendation
4. Board Goals

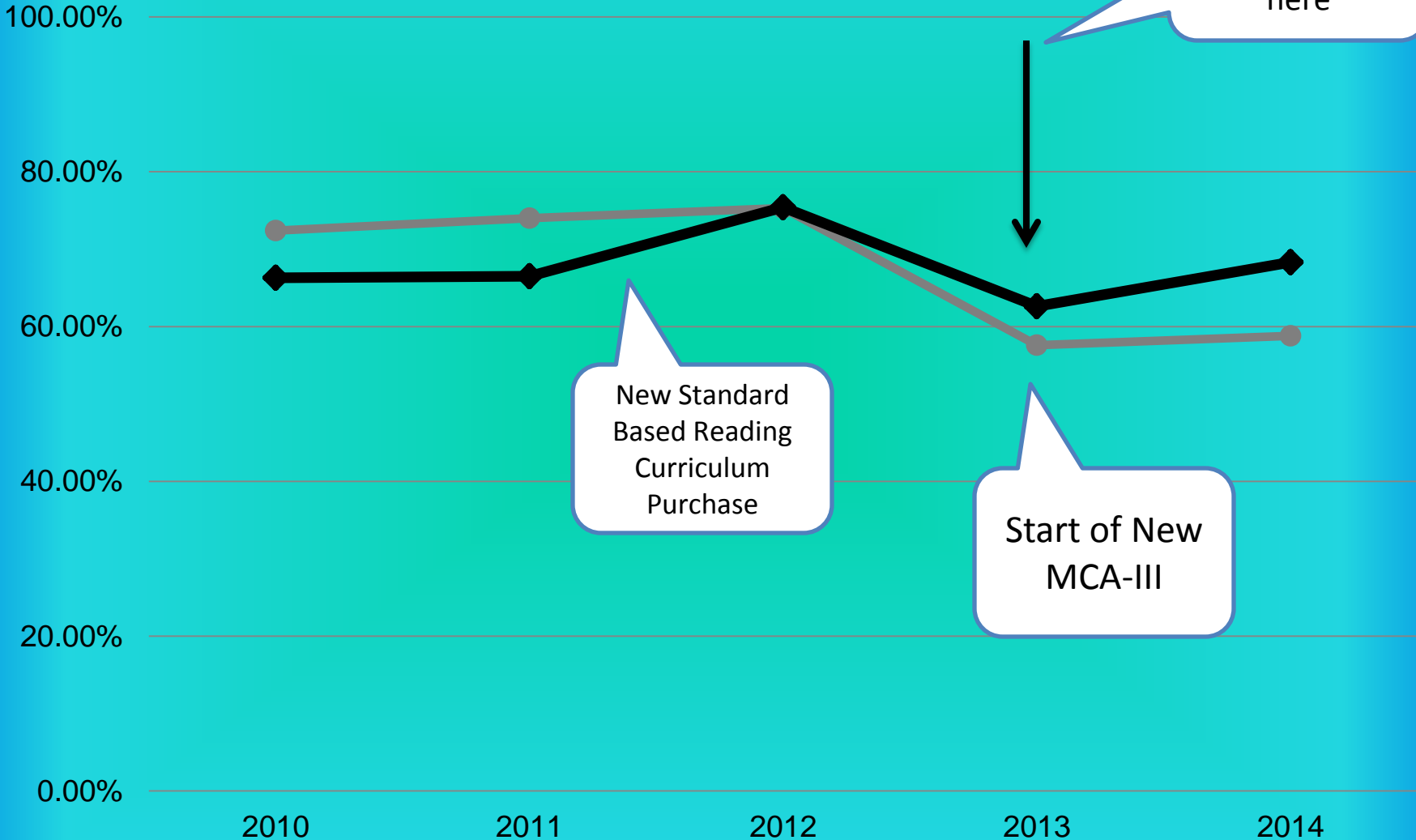
1. ACGC Test Scores

2014 MCA Results

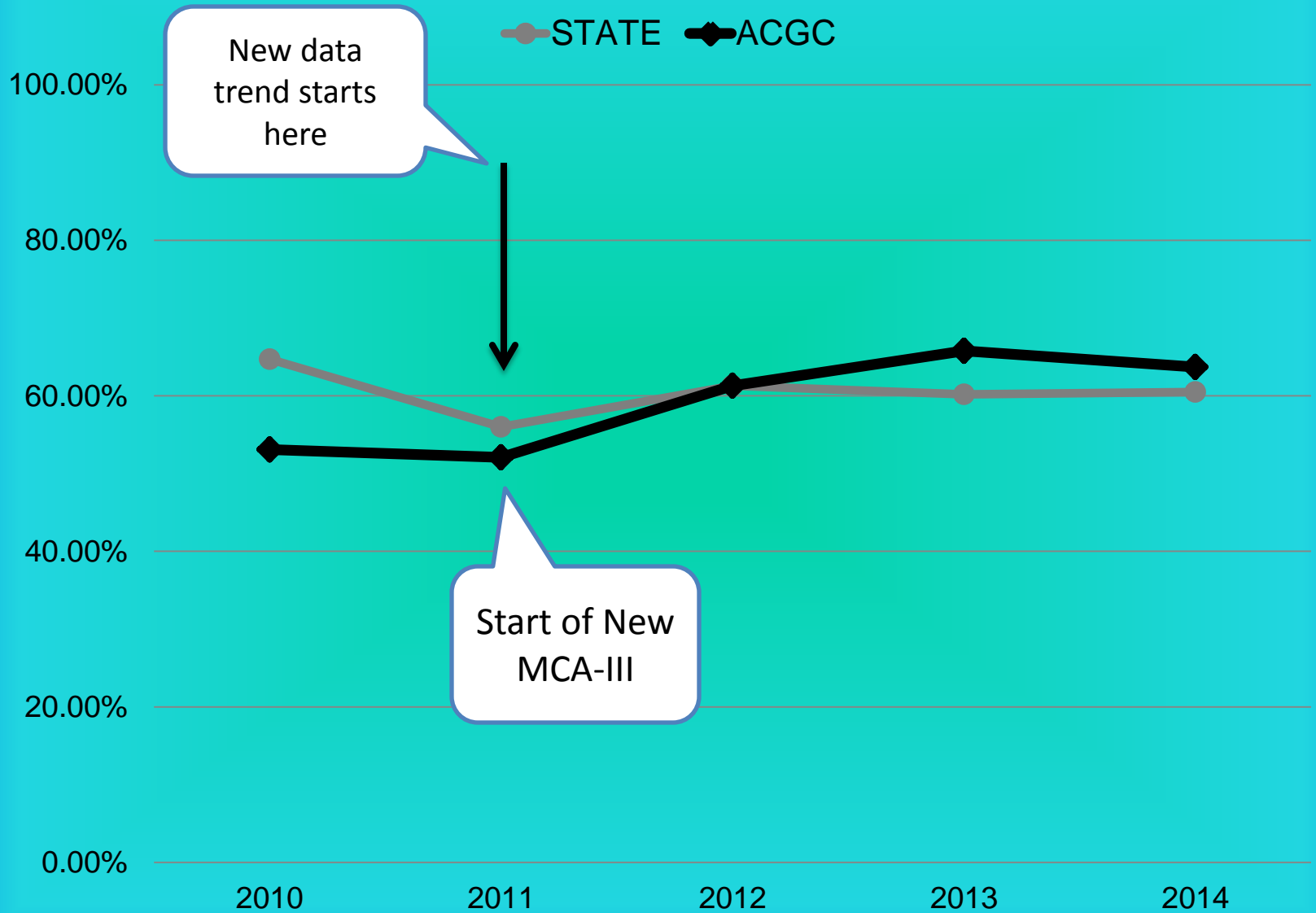


ACGC Reading Proficiency Trend

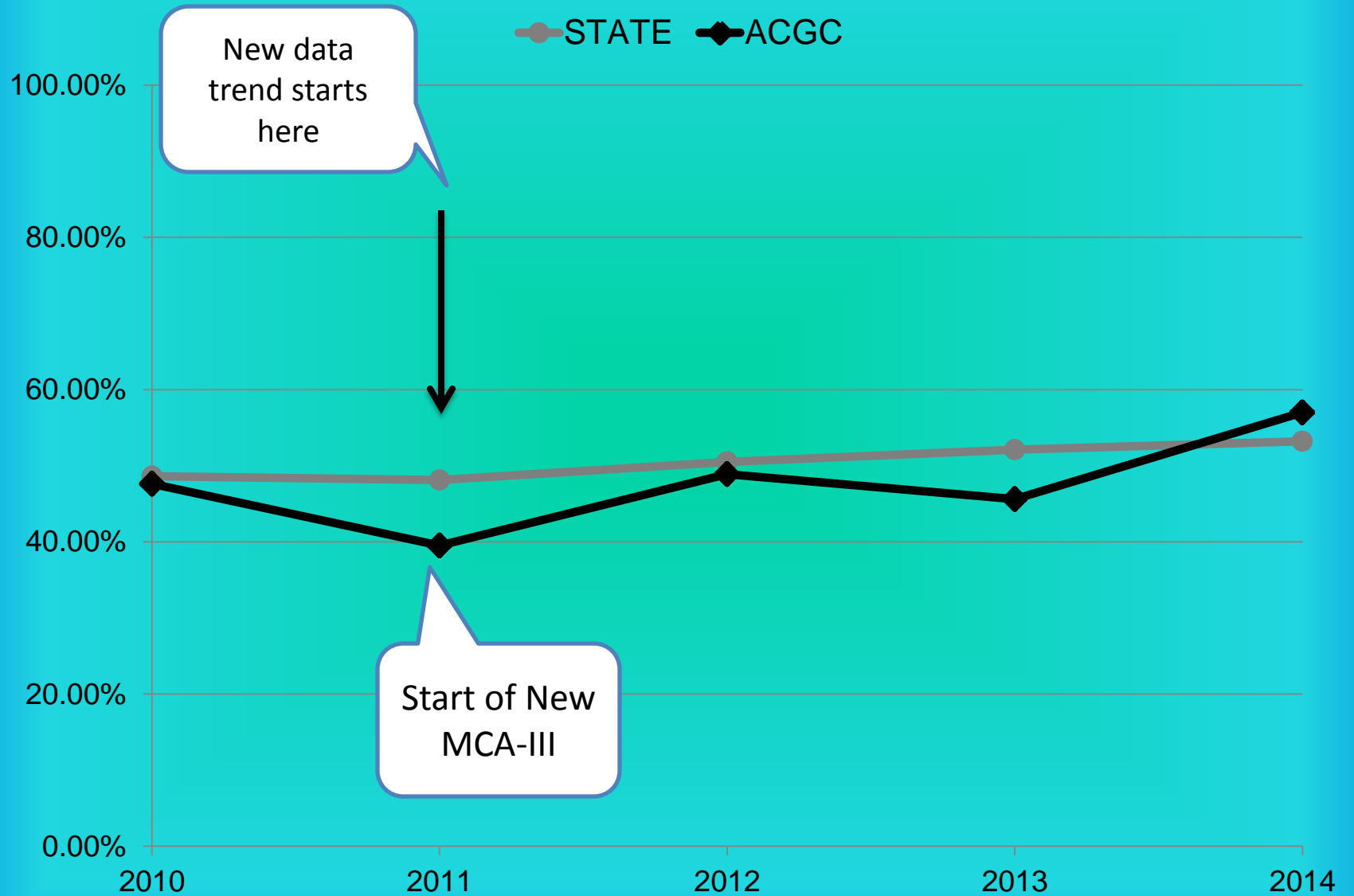
STATE READING ACGC READING



ACGC Math Proficiency Trend



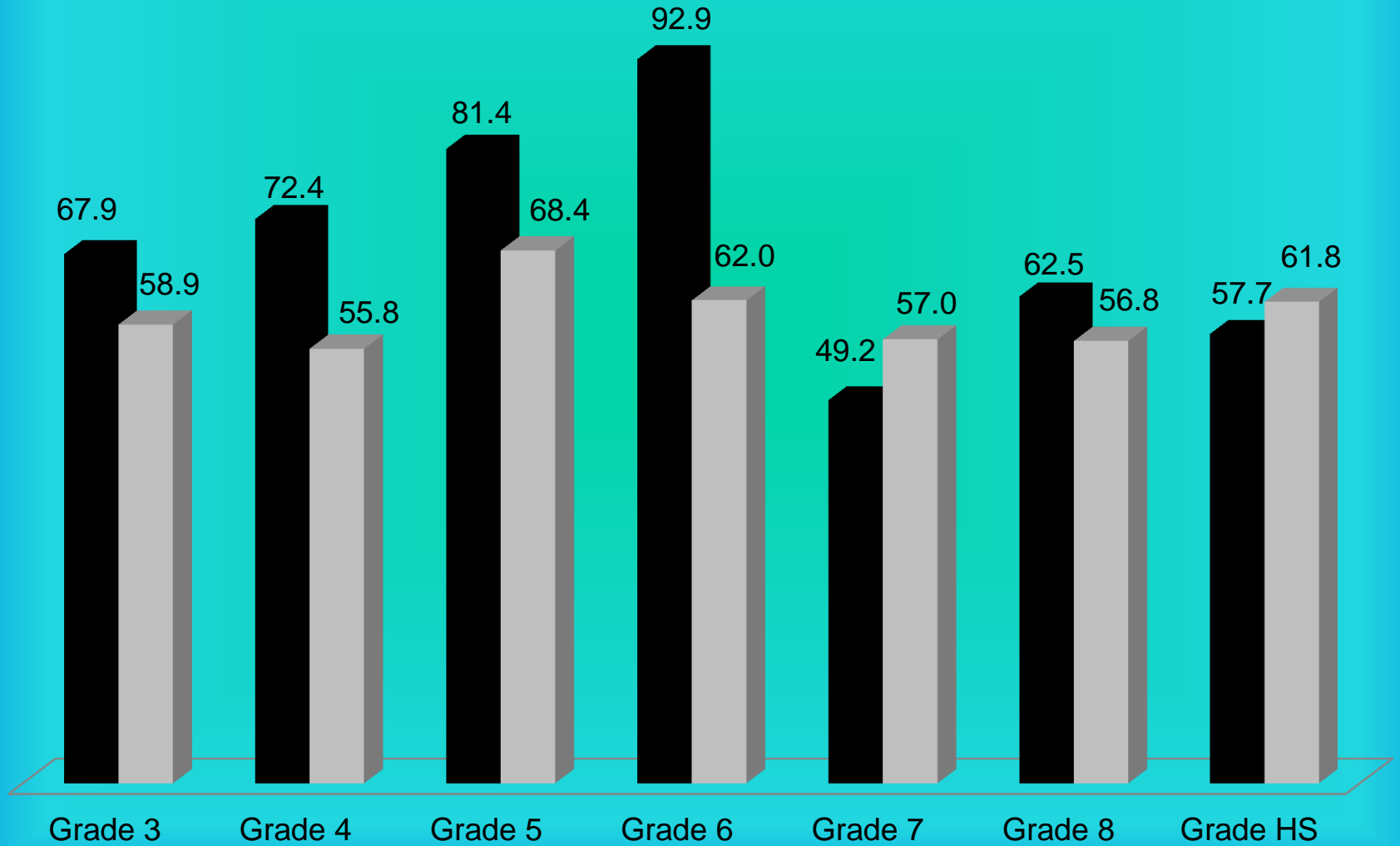
ACGC Science Proficiency Trend



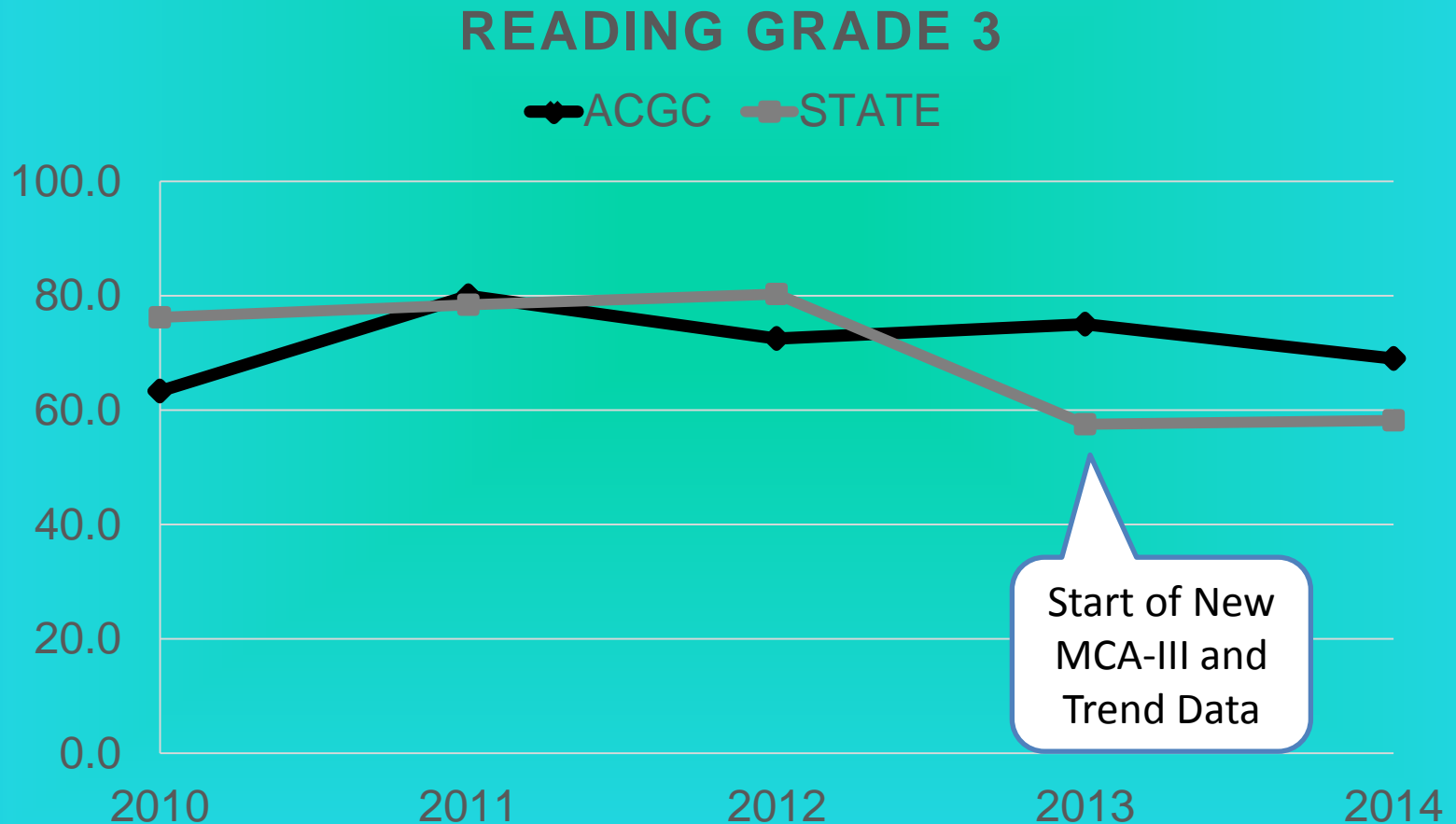
READING

2014 Reading Proficiency

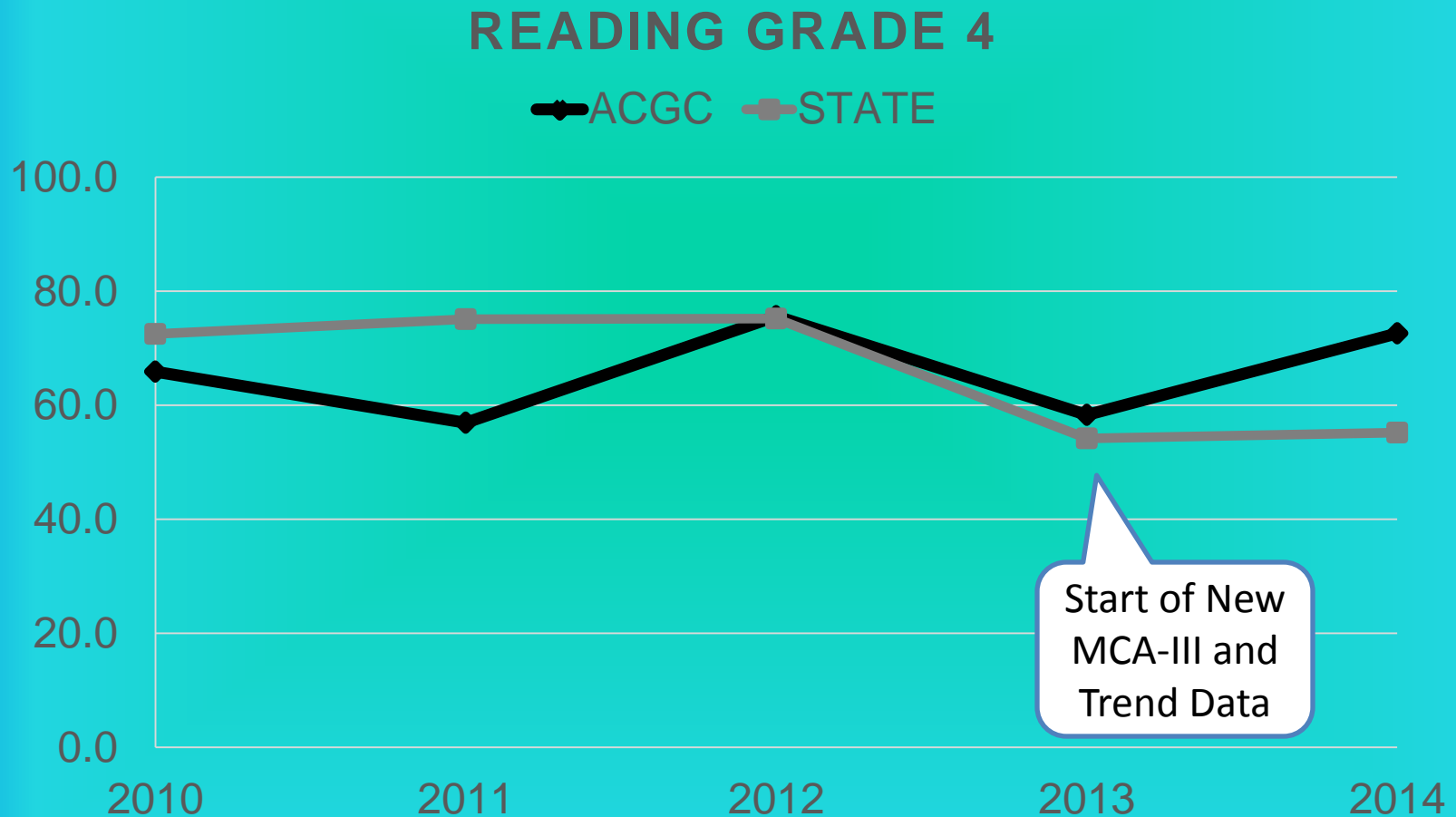
■ ACGC ■ STATE



ACGC Reading Proficiency Trends for All Accountability Tests: Grade 3



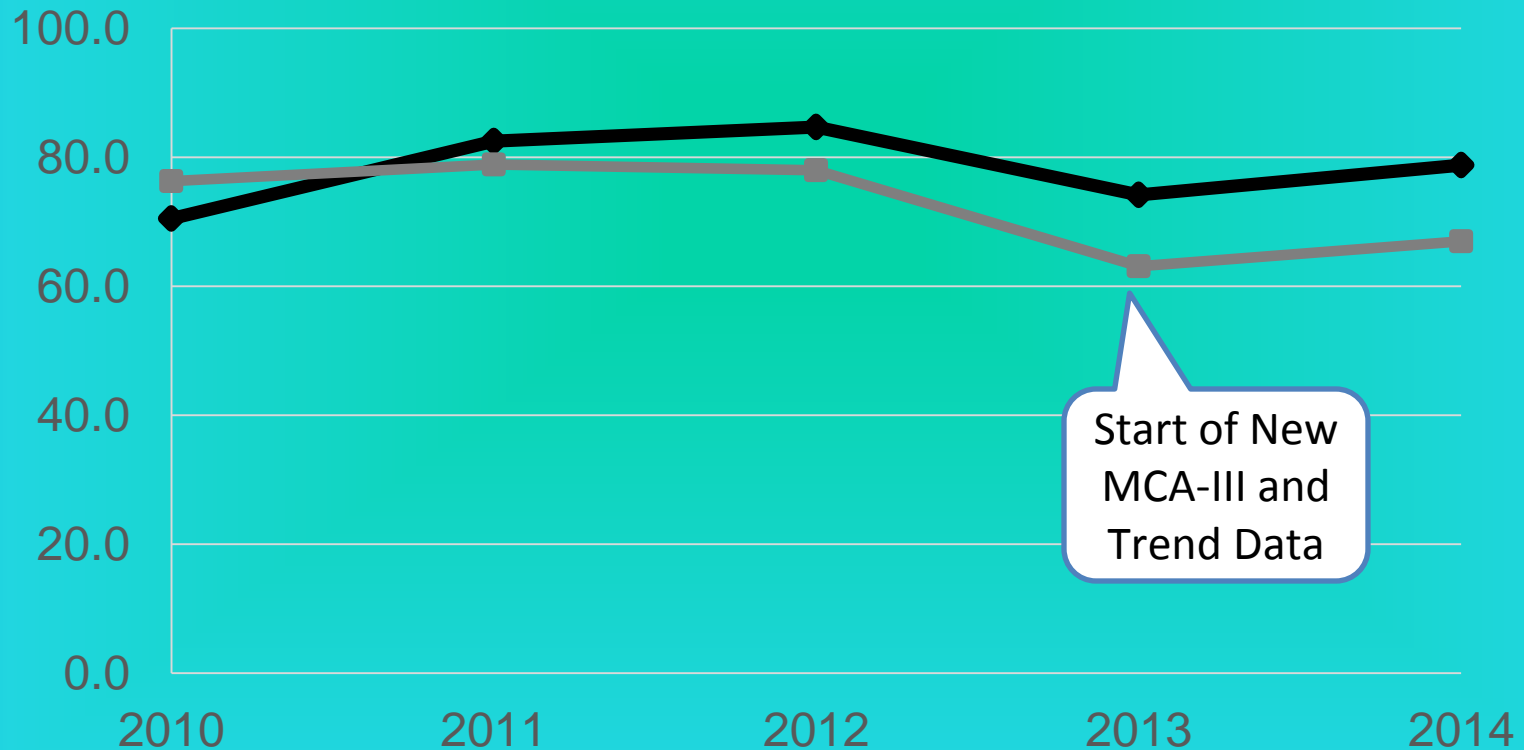
ACGC Reading Proficiency Trends for All Accountability Tests: Grade 4



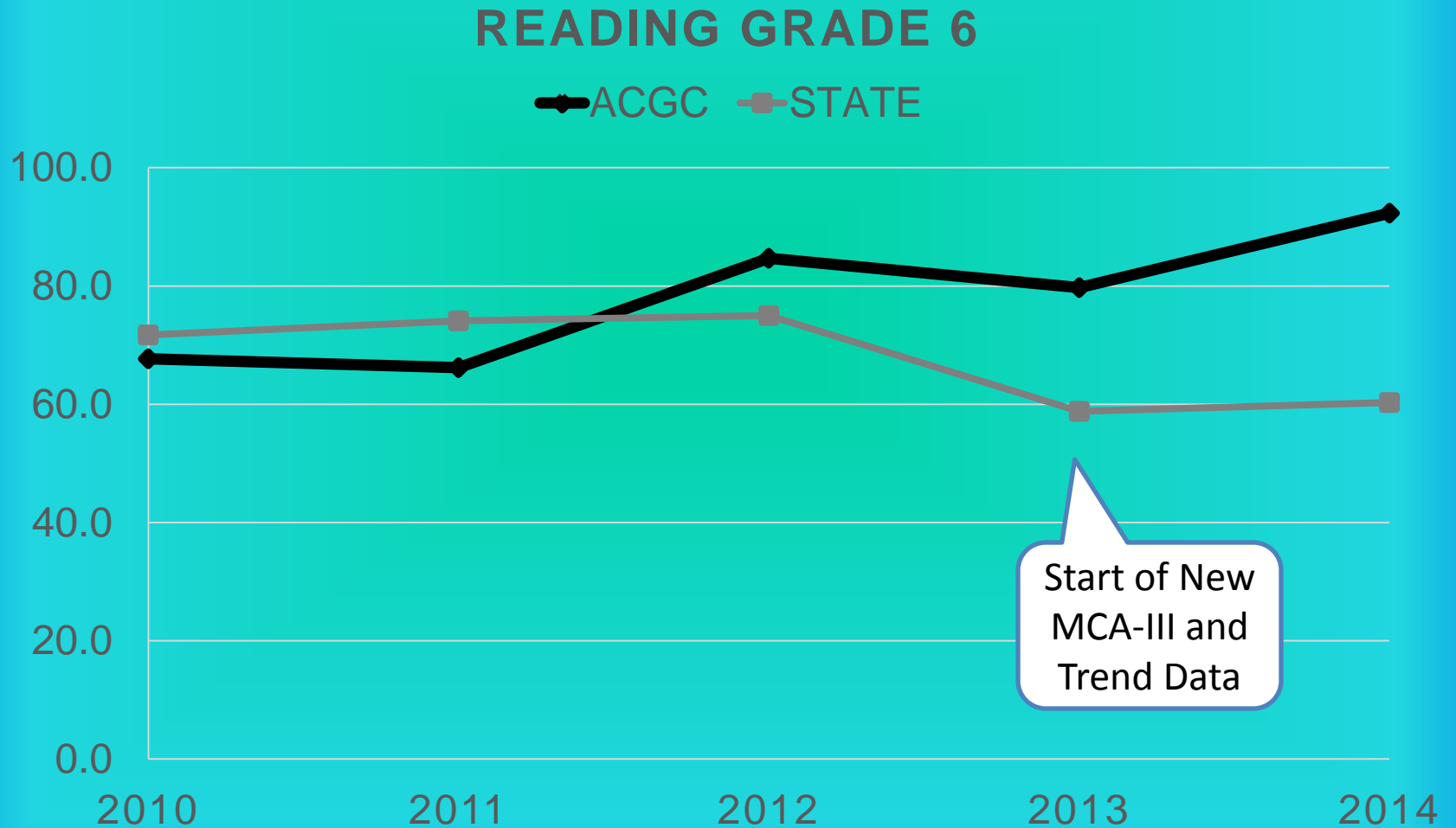
ACGC Reading Proficiency Trends for All Accountability Tests: Grade 5

READING GRADE 5

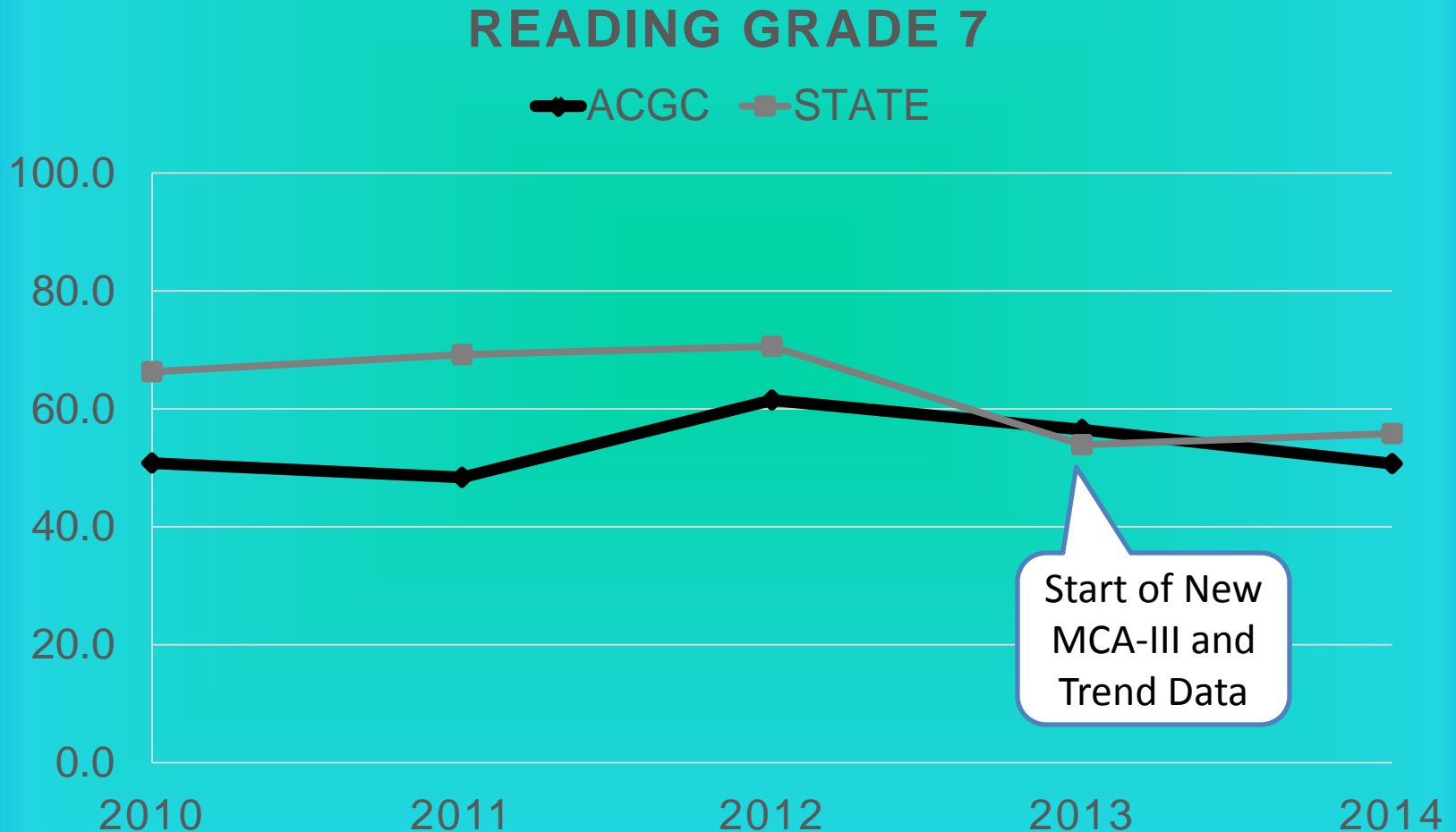
ACGC STATE



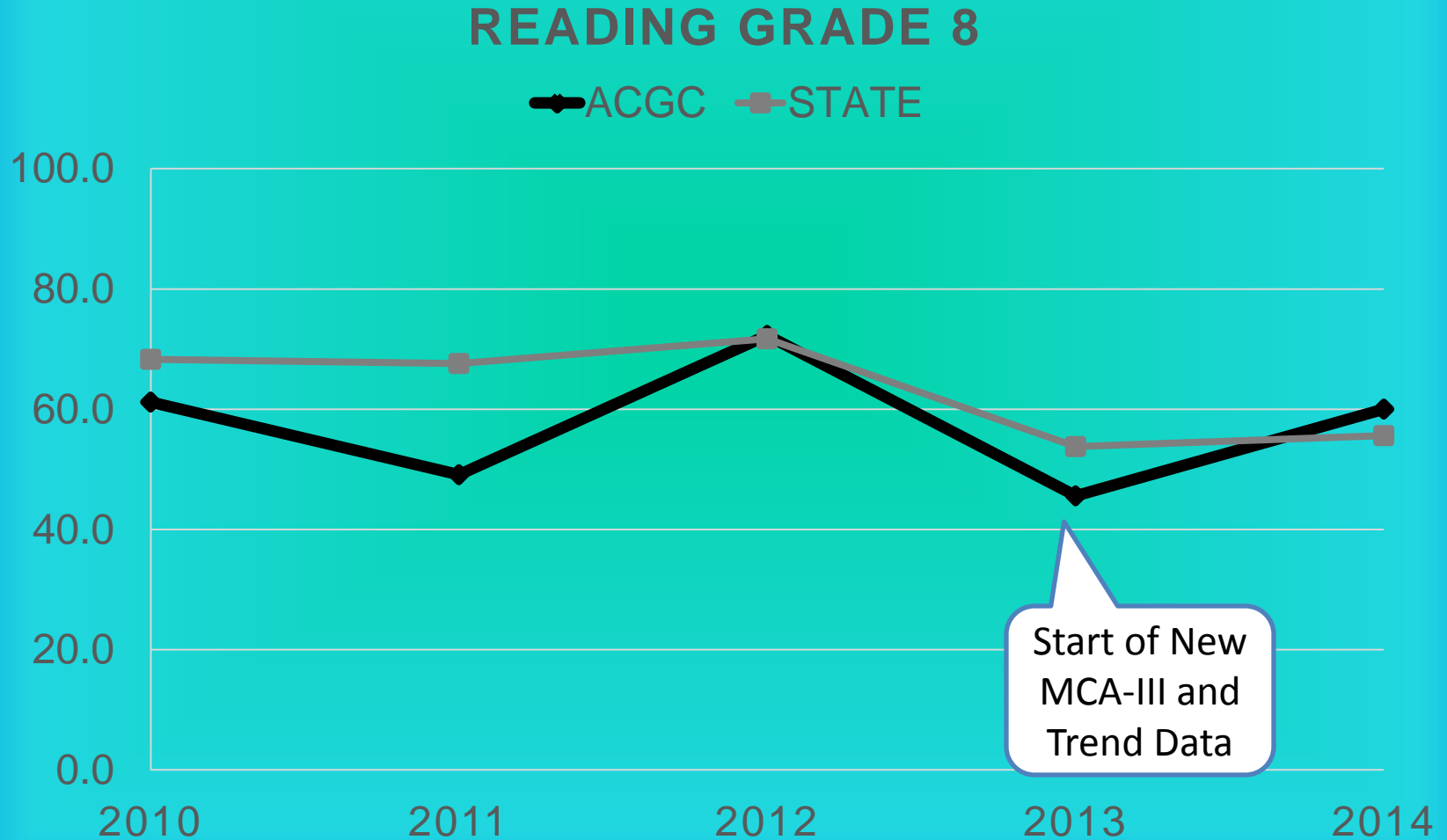
ACGC Reading Proficiency Trends for All Accountability Tests: Grade 6



ACGC Reading Proficiency Trends for All Accountability Tests: Grade 7



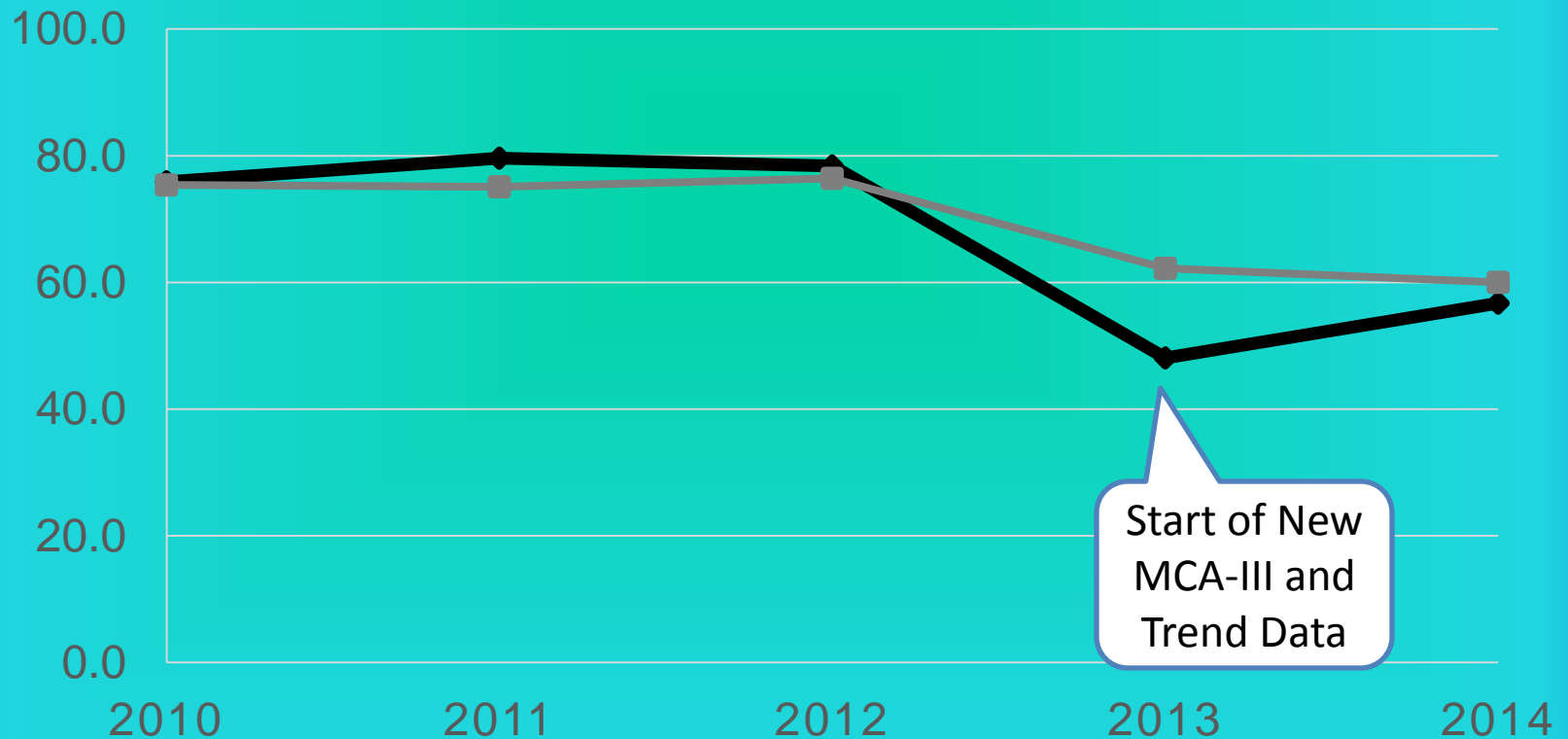
ACGC Reading Proficiency Trends for All Accountability Tests: Grade 8



ACGC Reading Proficiency Trends for All Accountability Tests: Grade HS

READING GRADE HS

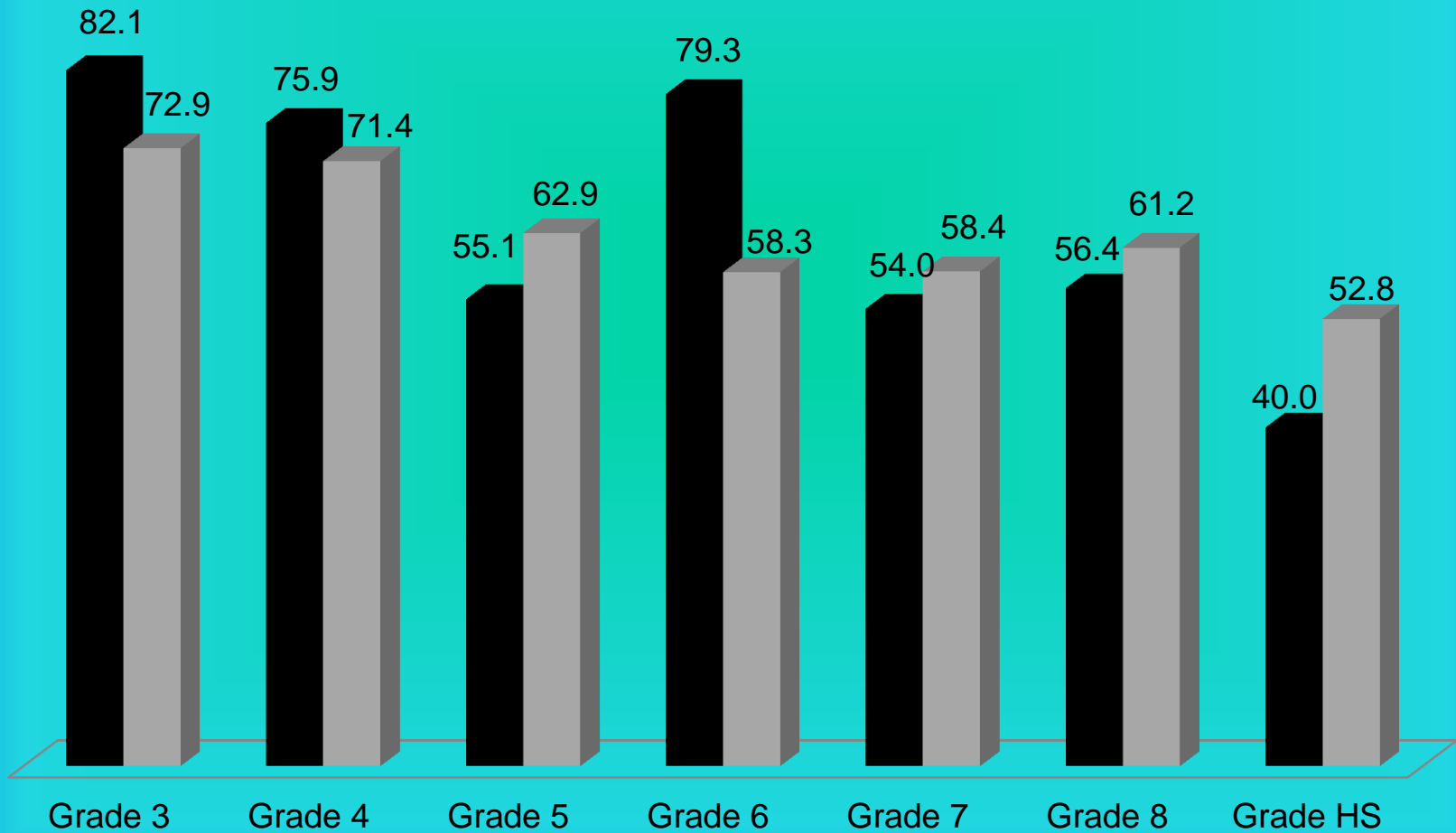
ACGC STATE



MATH

2014 Math Proficiency

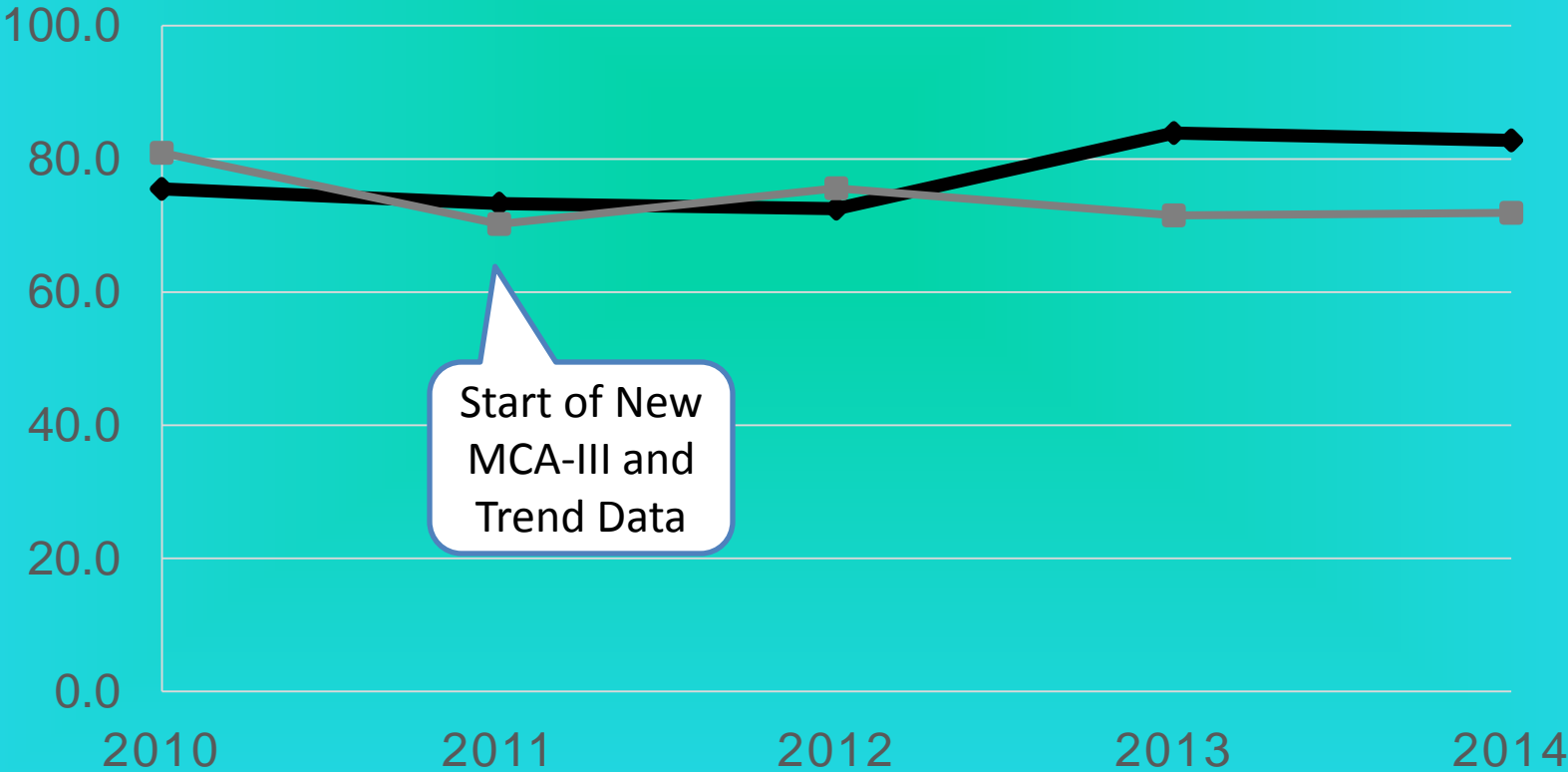
■ ACGC ■ STATE



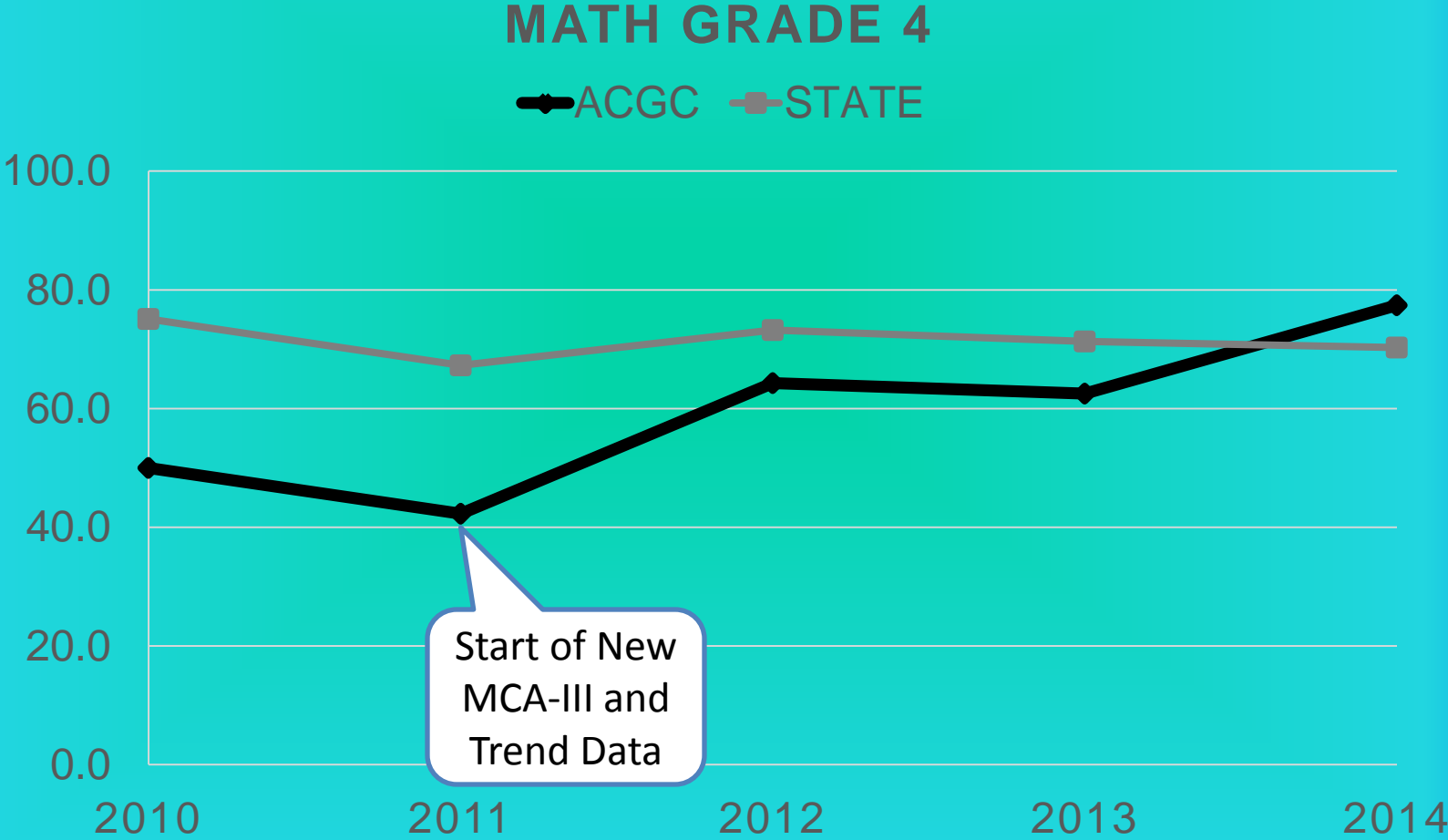
ACGC Math Proficiency Trends for All Accountability Tests: Grade 3

MATH GRADE 3

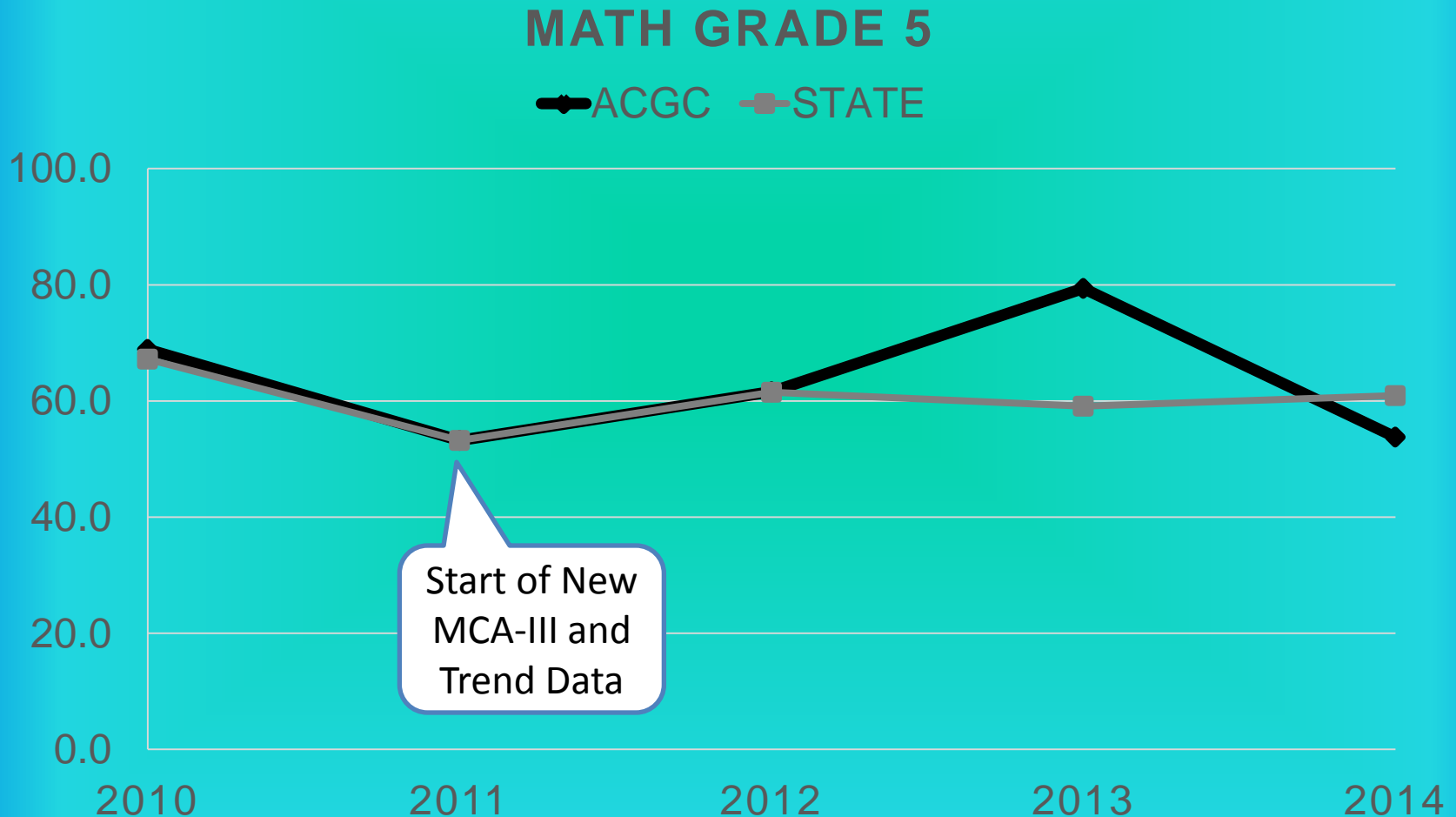
ACGC STATE



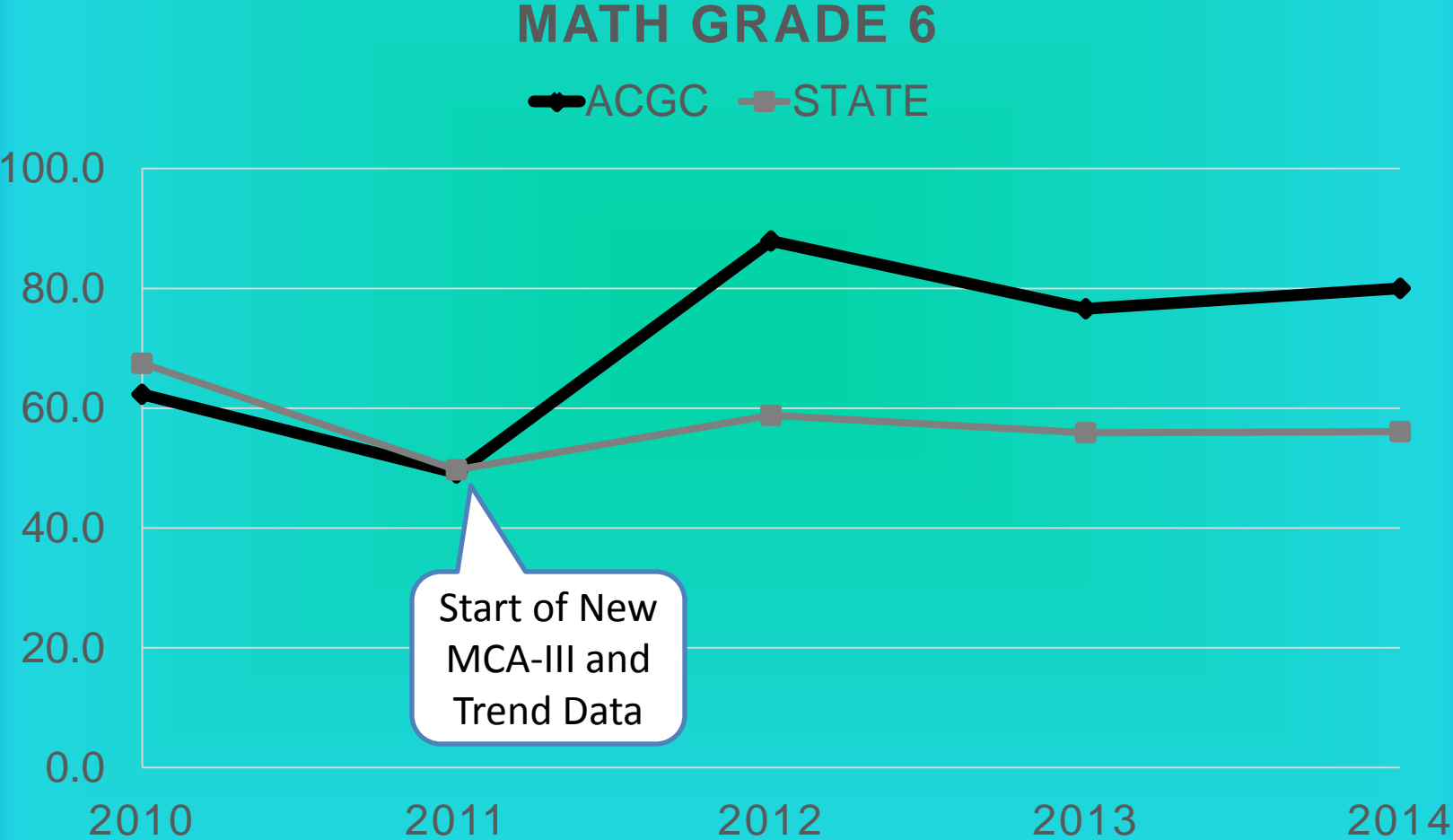
ACGC Math Proficiency Trends for All Accountability Tests: Grade 4



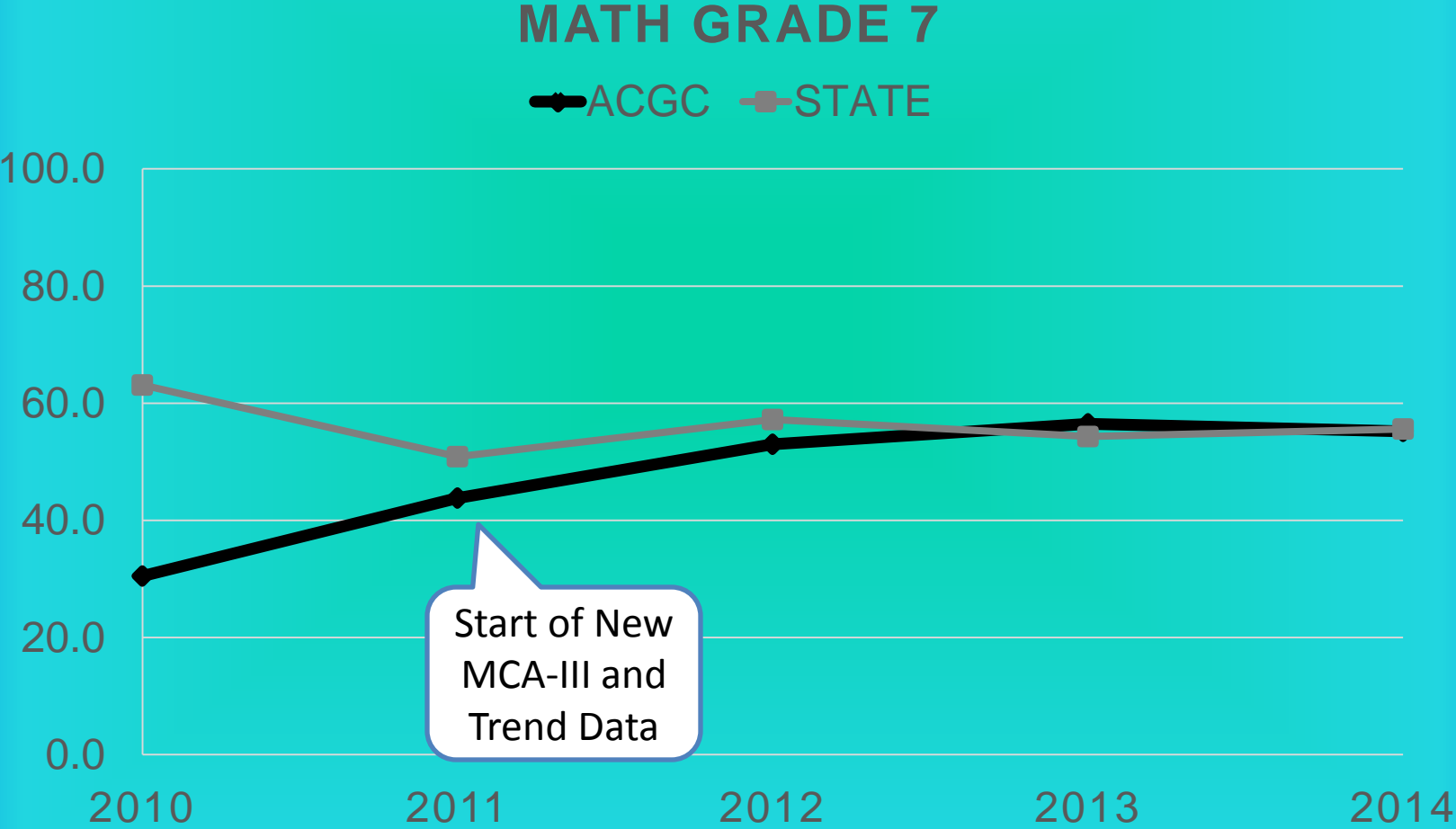
ACGC Math Proficiency Trends for All Accountability Tests: Grade 5



ACGC Math Proficiency Trends for All Accountability Tests: Grade 6



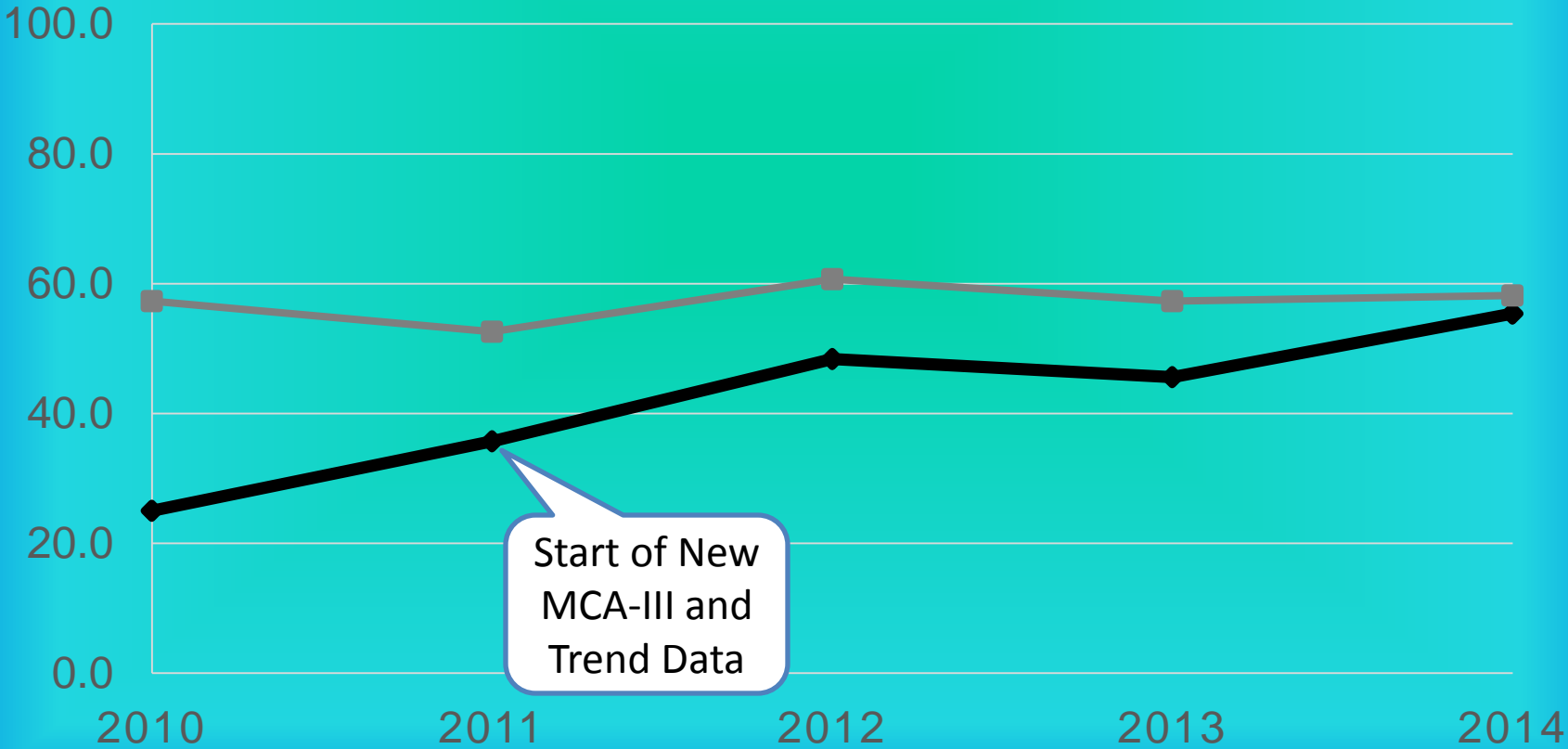
ACGC Math Proficiency Trends for All Accountability Tests: Grade 7



ACGC Math Proficiency Trends for All Accountability Tests: Grade 8

MATH GRADE 8

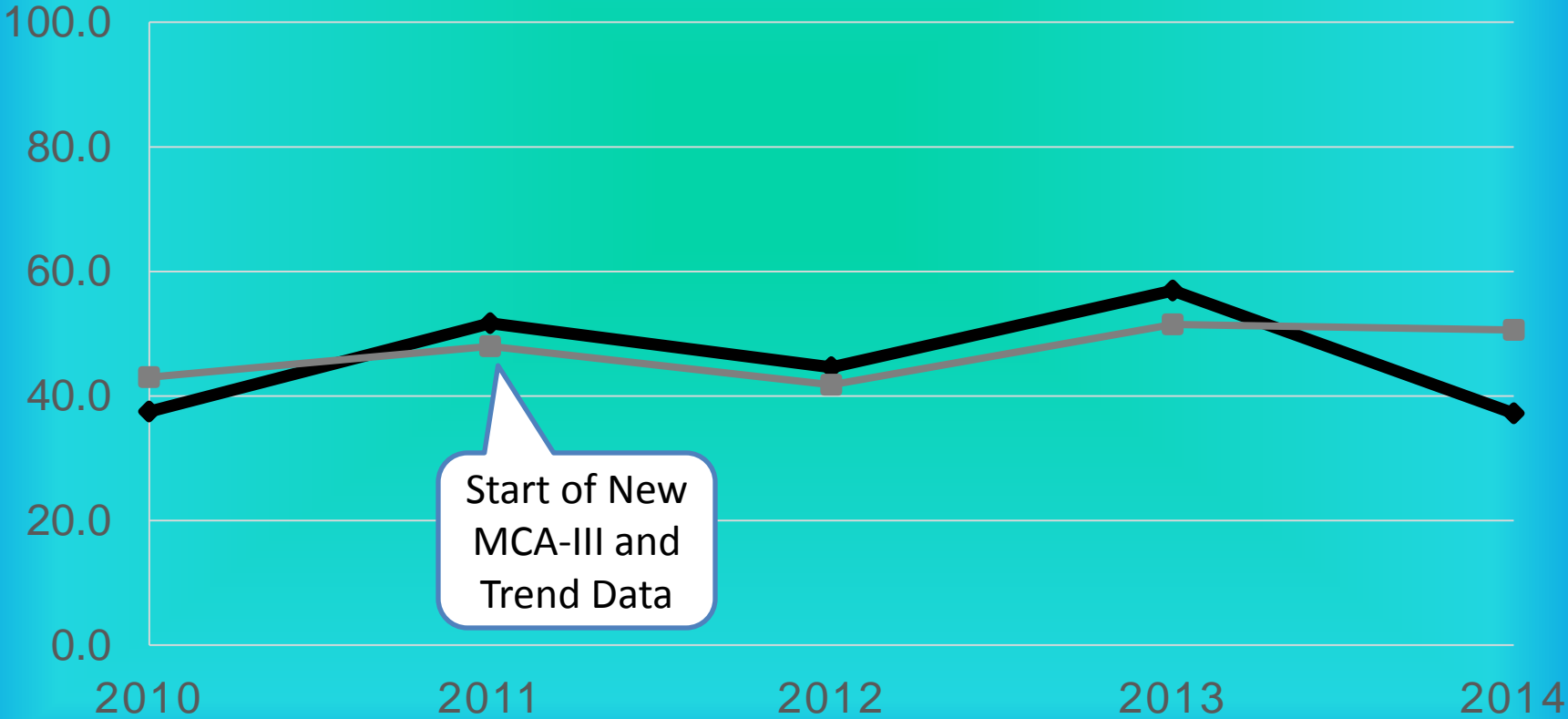
ACGC STATE



ACGC Math Proficiency Trends for All Accountability Tests: Grade HS

MATH GRADE HS

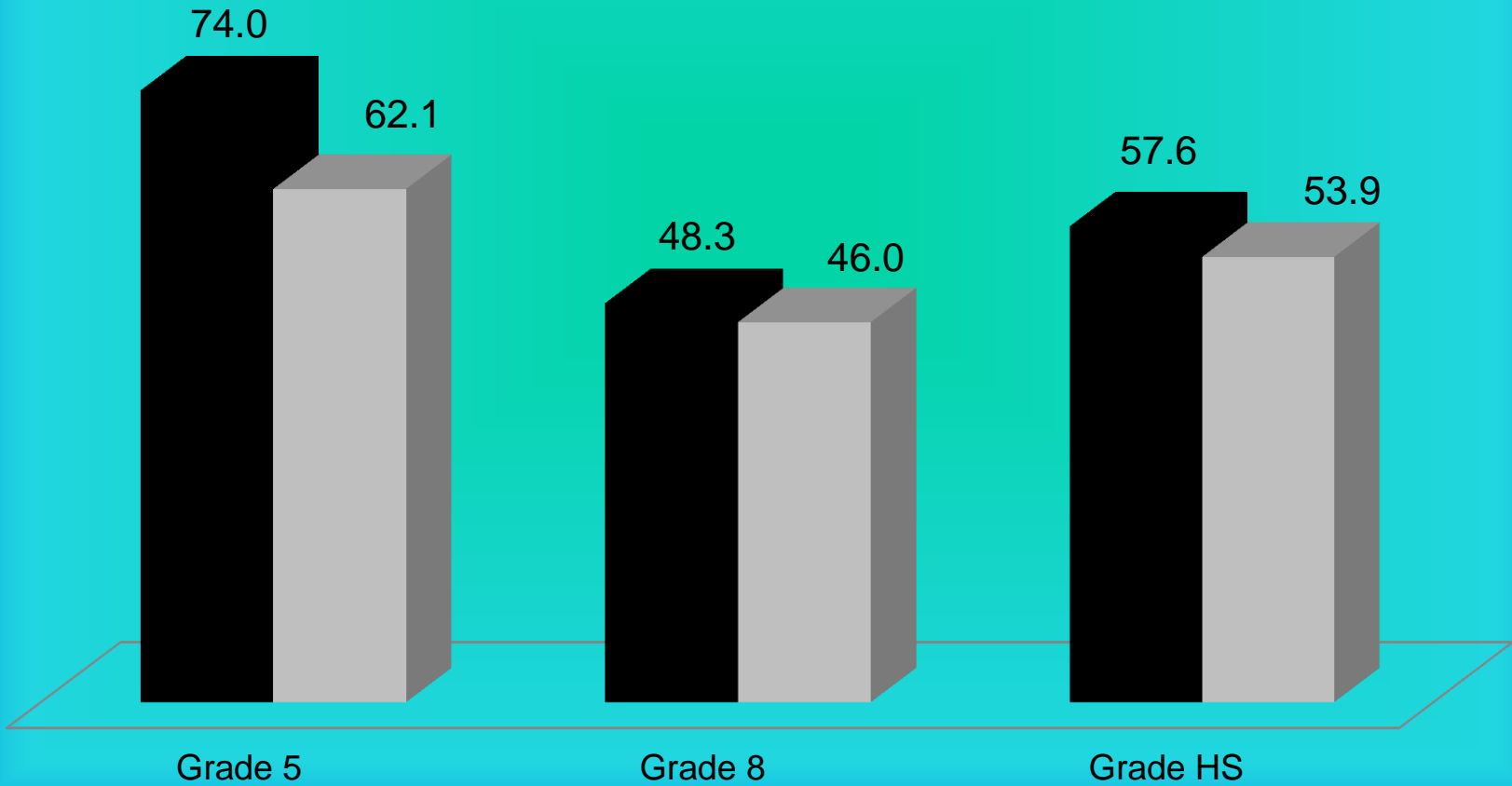
ACGC STATE



SCIENCE

2014 Science Proficiency

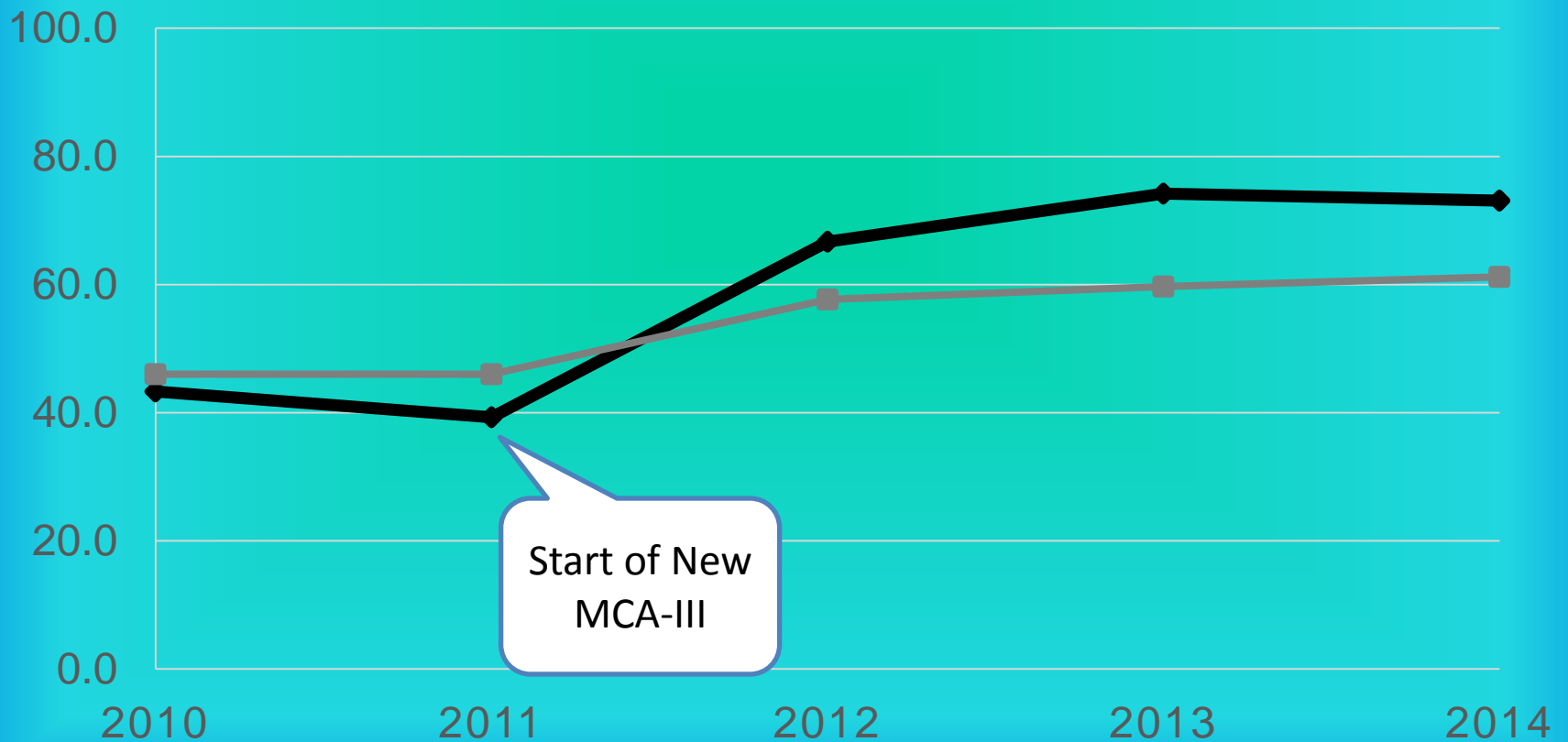
■ ACGC ■ STATE



ACGC Science Proficiency Trends for All Accountability Tests: Grade 5

SCIENCE GRADE 5

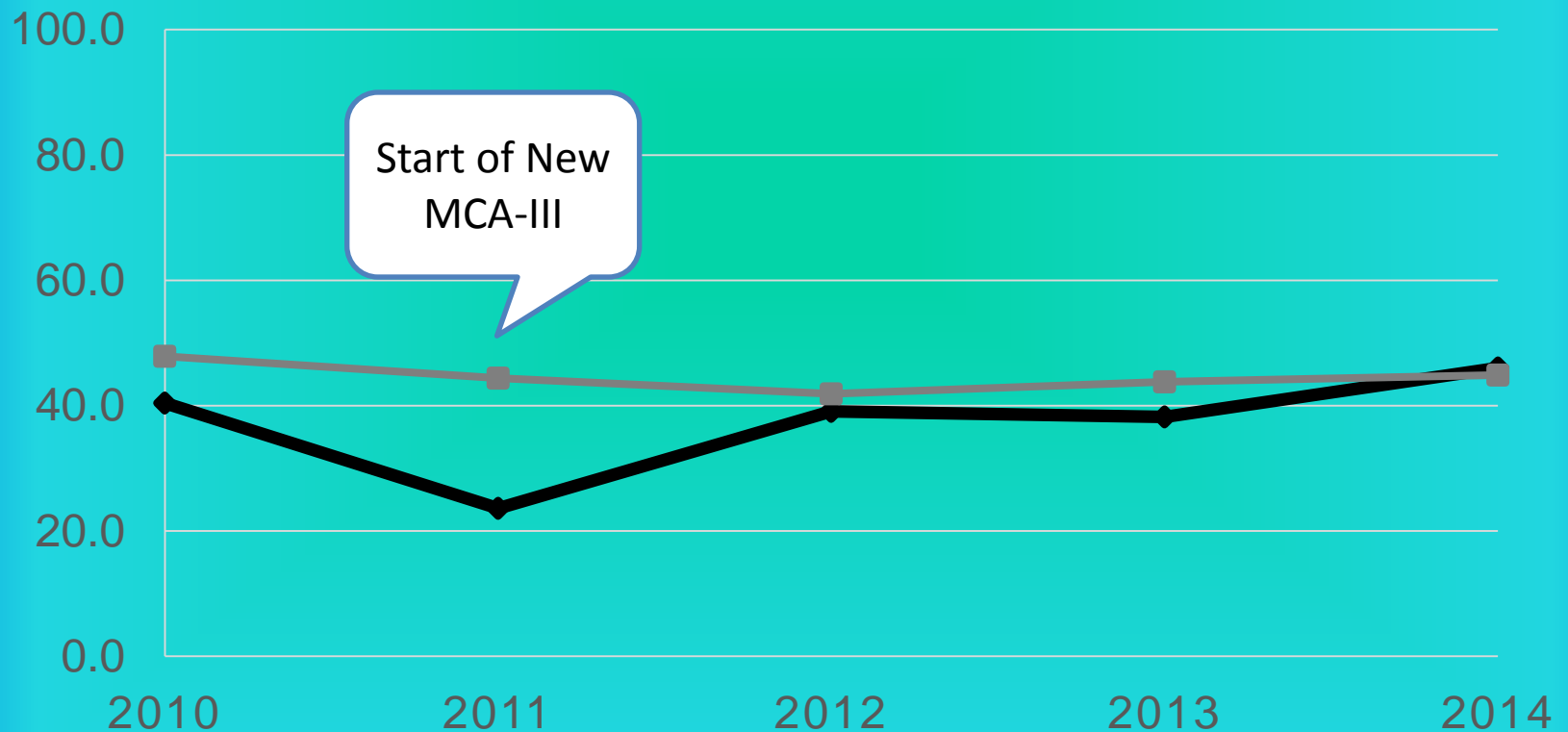
ACGC STATE



ACGC Science Proficiency Trends for All Accountability Tests: Grade 8

SCIENCE GRADE 8

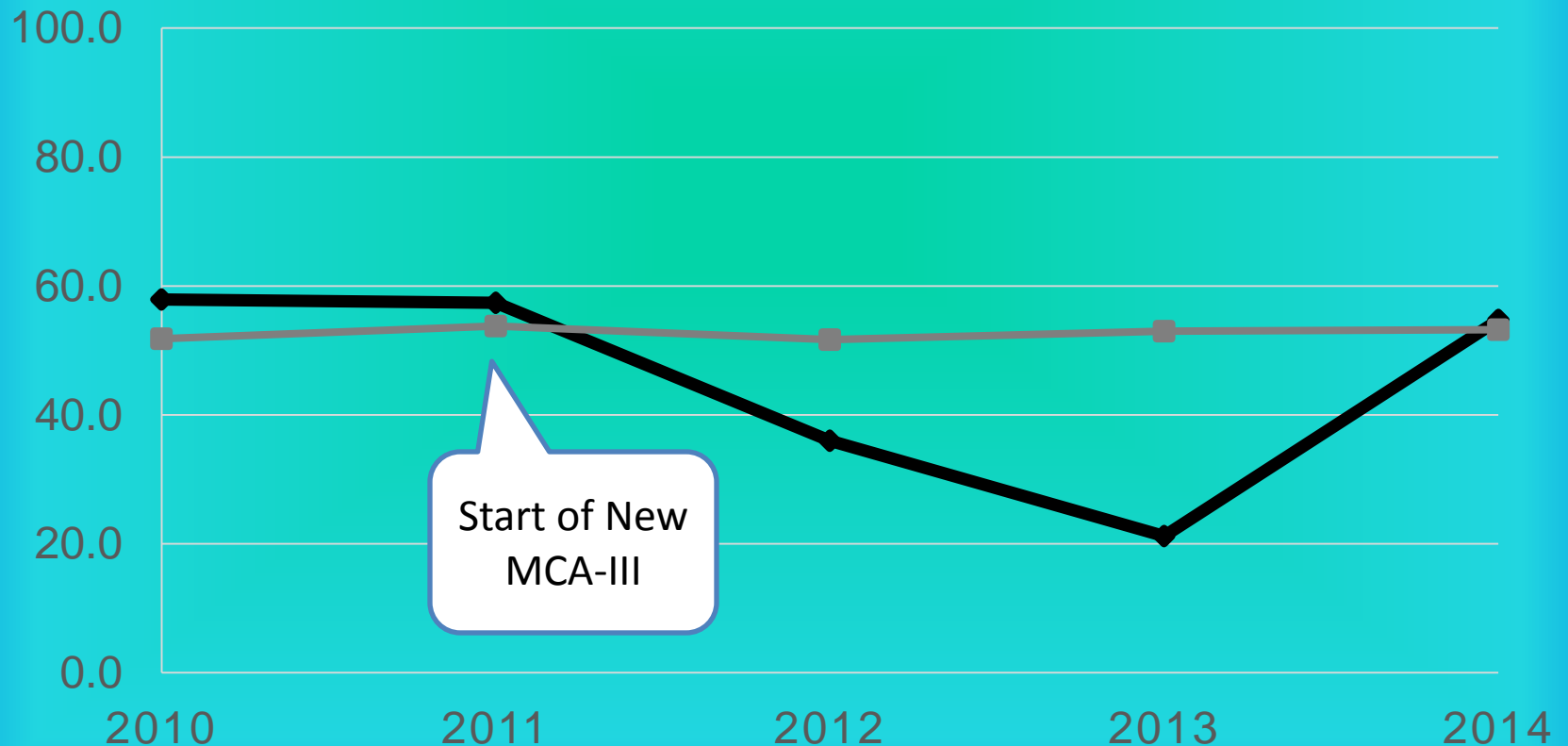
ACGC STATE



ACGC Science Proficiency Trends for All Accountability Tests: Grade HS

SCIENCE GRADE HS

ACGC STATE



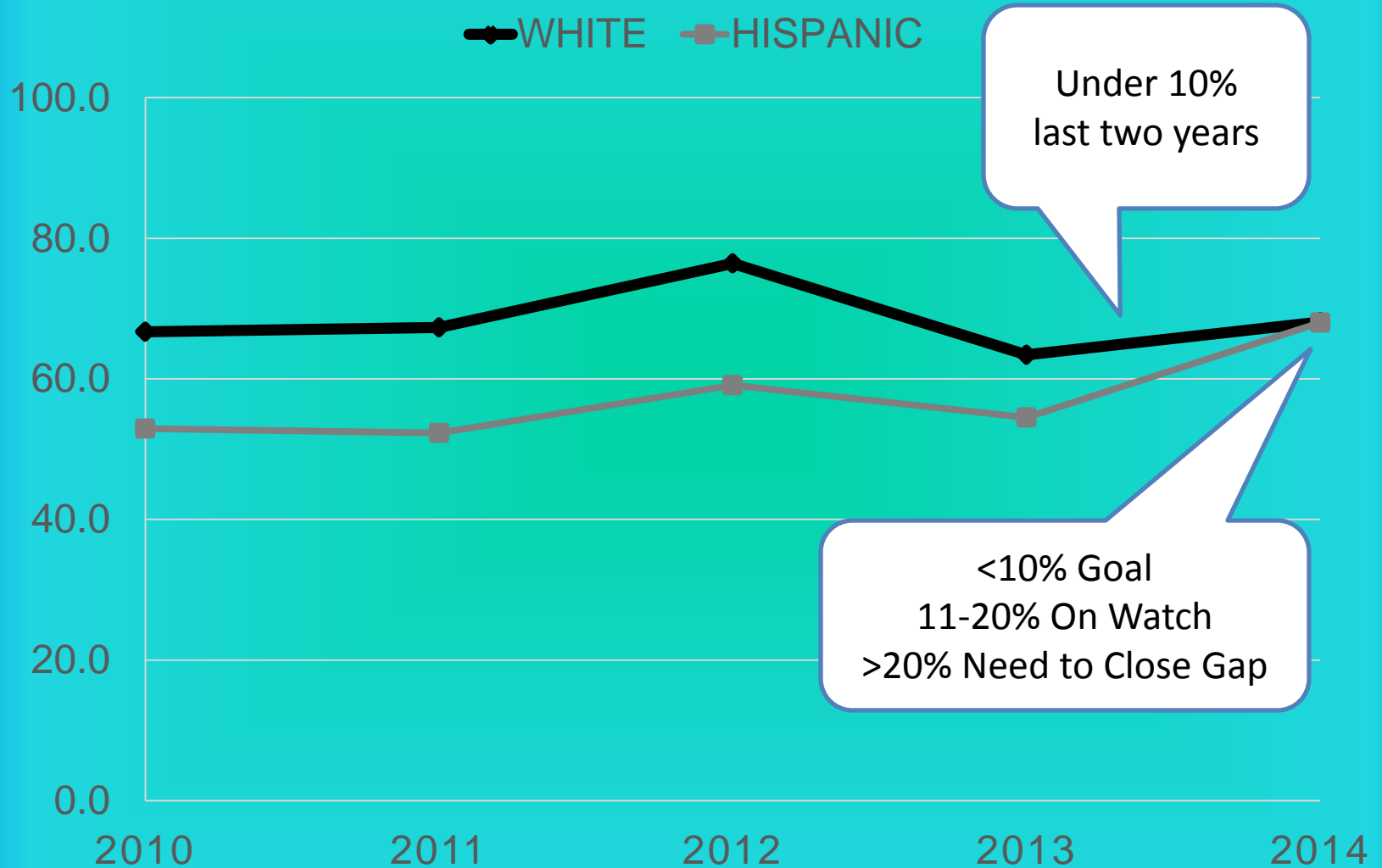
ACHIEVEMENT GAPS

✓ **Hispanic**

✓ **FRPL**

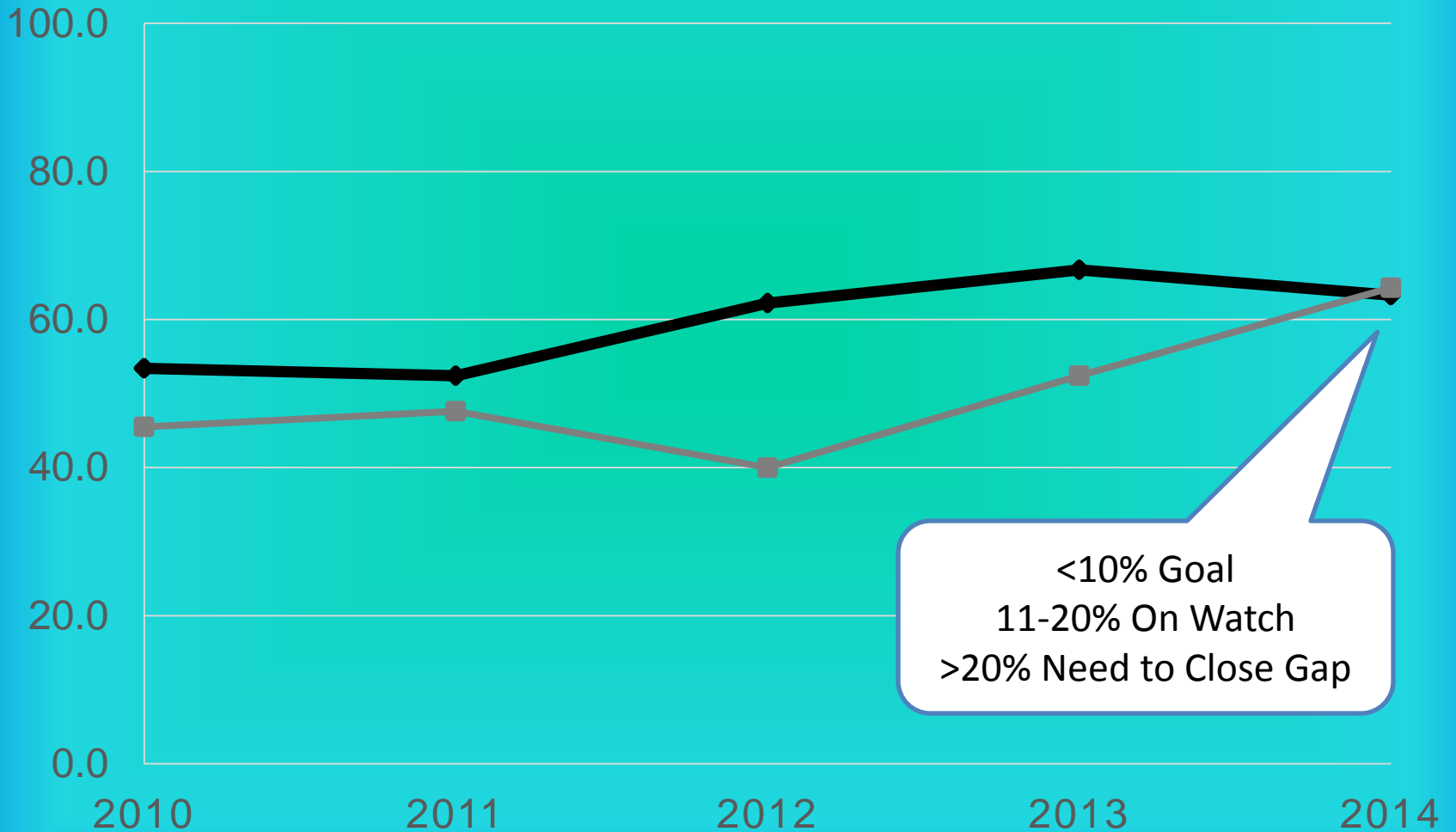
✓ **SPED**

ALL ACGC READING PROFICIENCY



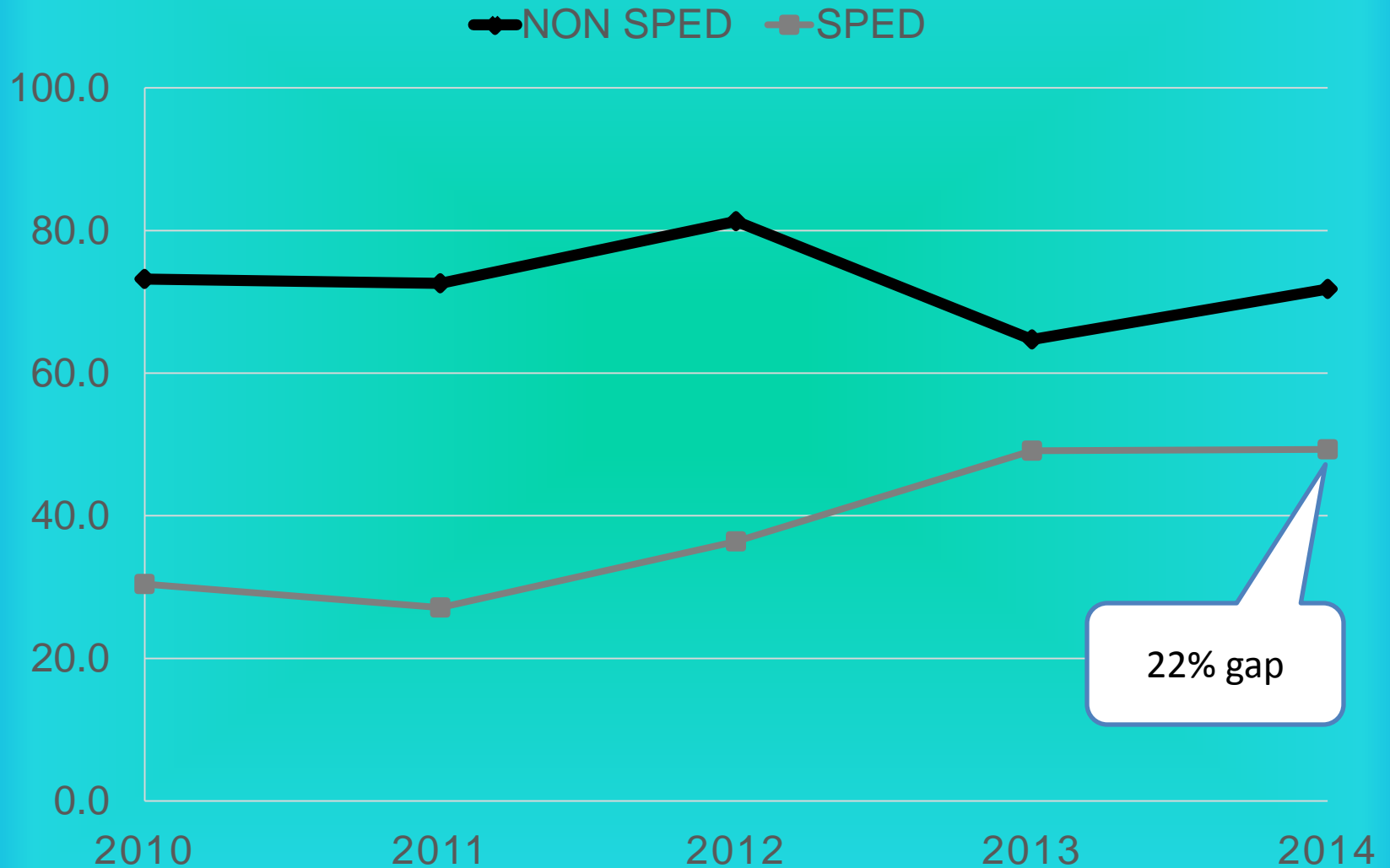
ALL ACGC MATH PROFICIENCY

WHITE HISPANIC

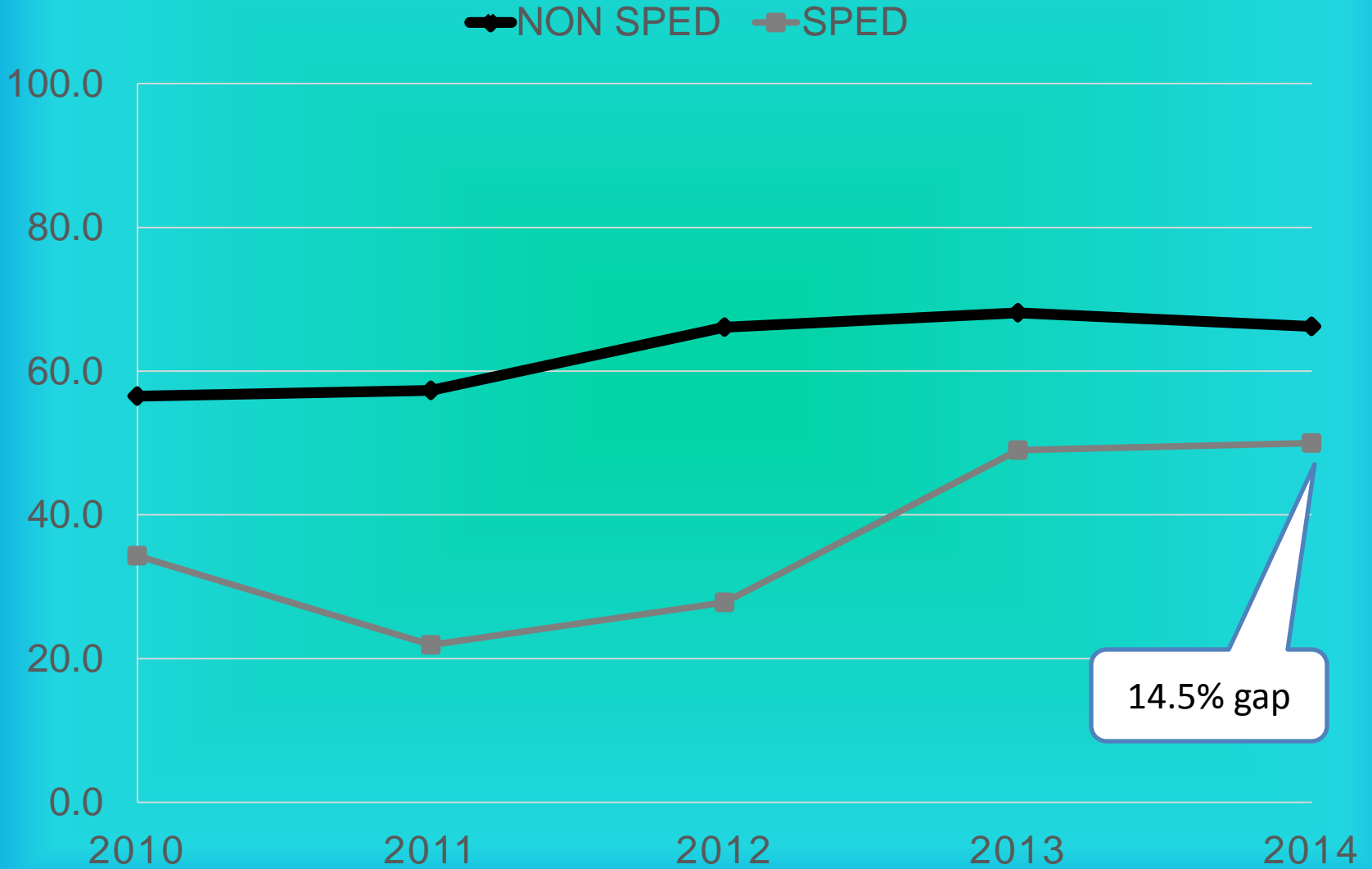


<10% Goal
11-20% On Watch
>20% Need to Close Gap

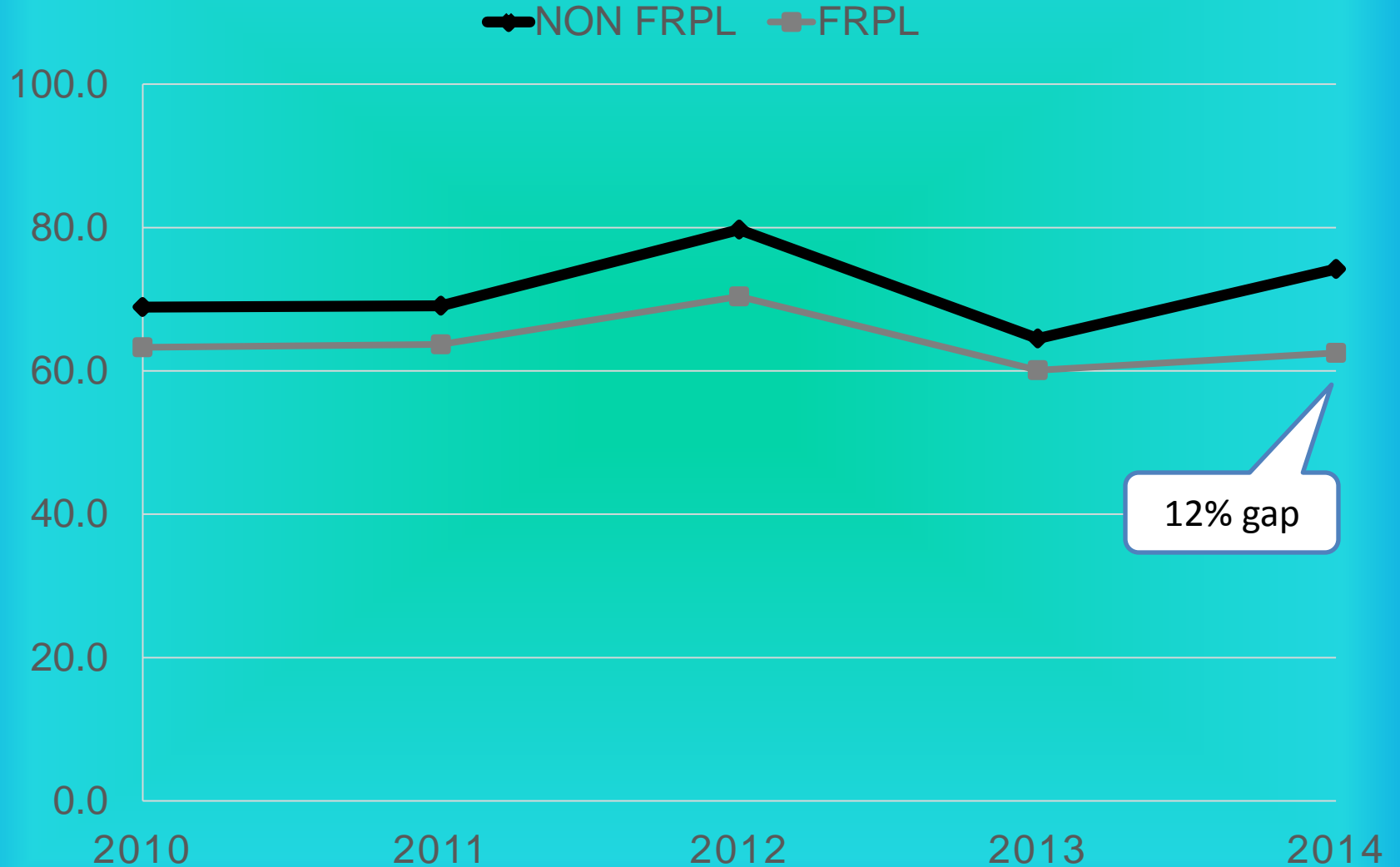
ALL ACGC READING PROFICIENCY



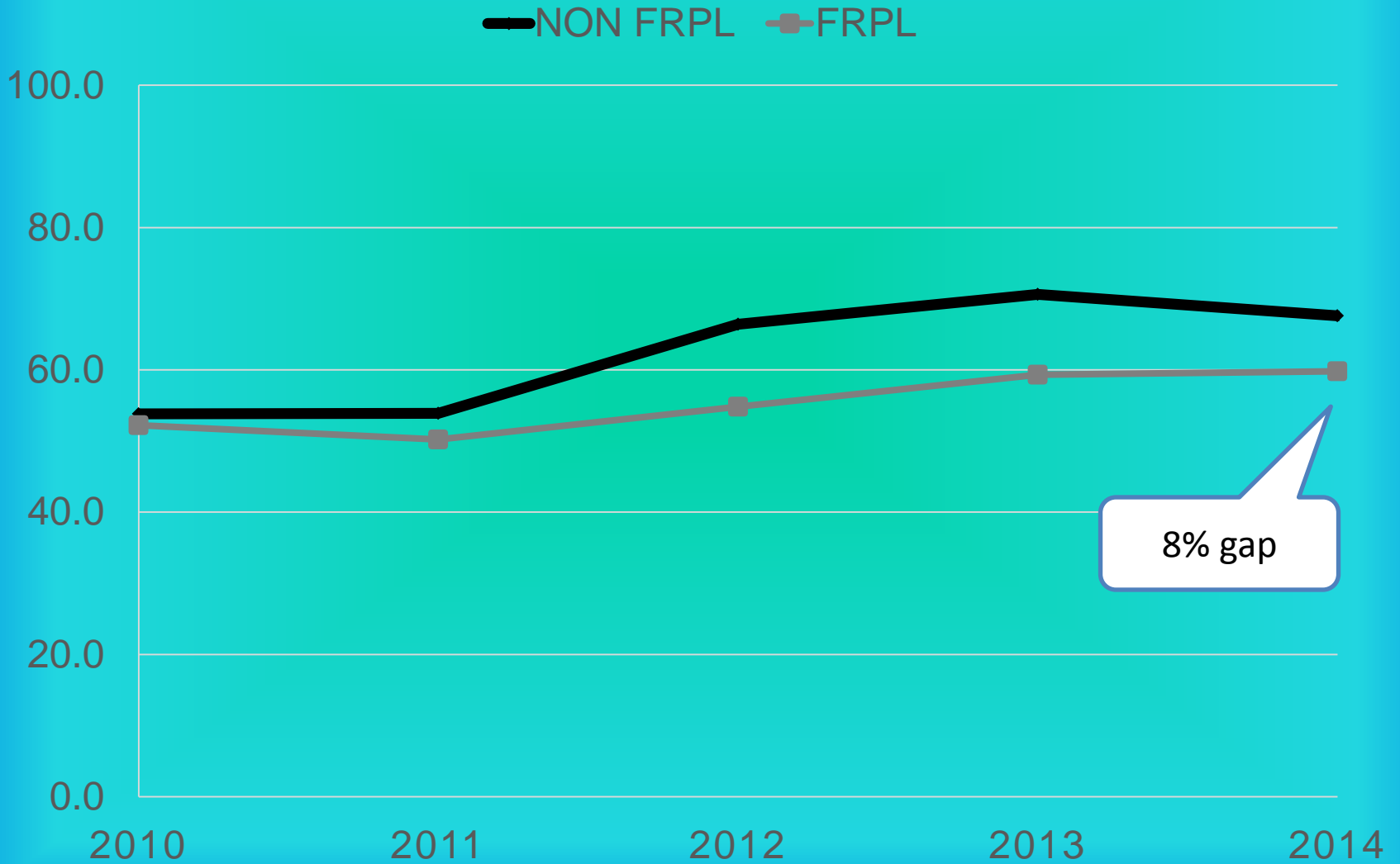
ALL ACGC MATH PROFICIENCY



ALL ACGC READING PROFICIENCY



ALL ACGC MATH PROFICIENCY



2. ACGC World's Best Workforce



District Plan Components and Activities are:

- clearly defined district and school site goals
 - process for assessing and evaluating each student's progress toward meeting state and local academic standards
 - periodically review and evaluate the effectiveness of all instruction and curriculum
 - specific information on strategies for improving instruction, curriculum, and student achievement
 - educational effectiveness practices
 - budget to support
- Always looking at:
- (1) closing the identified achievement gap(s) in the district
 - (2) all students ready for kindergarten
 - (3) all students in third grade achieving grade level literacy
 - (4) all students attaining career and college readiness before graduating from high school
 - (5) all students graduating from high school

District Reporting Requirements

- school board shall publish a report
- school board shall hold an annual public meeting
- electronic summary of its report to the Commissioner of the Minnesota Department of Education
- periodically survey affected constituencies

Committees and Roles (District Advisory Committee and School Site Teams)

- Establish a District Advisory Committee
 - Fall, 2013
- May establish school site teams as subcommittees of the district advisory committee

**Documents to
support ACGC:**

ACGC Professional Development Calendar

| Date & Time | Required, Optional, Stipend | PD Opportunity | Location | Target Audience |
|-----------------------|-----------------------------|---|-------------------------------|--|
| 8/12/14 8:00-12:00 | Stipend | New Teacher Training in Marzano | Sartell | New Teachers or new to Marzano |
| 8/12/14 12:00-4:00 | Stipend | Peer Coaching Academy | Sartell | 2013/2014 Peer Coaches |
| 8/13/14 8:00-4:00 | Stipend | Peer Coaching Academy | Sartell | New teachers, veteran coaches, new coaches |
| 8/14/14 8:00-4:00 | Stipend | Peer Coaching Academy | Sartell | New teachers, veteran coaches, new coaches |
| 8/26/14 7:30-4:00 | Required | AM-Marzano PM-Rtl/data/STAR/FAST | AM-JRSR PM-own building | PK-12 Certified Staff |
| 8/27/14 | Required | 12:00-5:00- Planning time, staff meeting 5:00-7:30- Open House | Individual building | PK-12 Certified Staff |
| 9/25/14 | Growth Plan | Instructional Rounds at JrSr | JrSr | 5-12 Certified Staff |
| 9/26/14 | Growth Plan | Instructional Rounds at Elementary | Elem | PK-4 Certified Staff |
| 9/29/14 | Required | AM-Marzano PM-Rtl/data/STAR/FAST/PLCs | AM-JRSR PM-own building | PK-12 Certified Staff |
| 10/27/14 | Required | AM-Marzano-Foundations of Teaching PM-Rtl/data/STAR/FAST/PLCs Conference Prep | AM-JRSR PM-own building | PK-12 Certified Staff |
| 11/13/14 | Growth Plan | Instructional Rounds at JrSr | JrSr | 5-12 Certified Staff |
| 11/14/14 | Growth Plan | Instructional Rounds at Elementary | Elem | PK-4 Certified Staff |
| 1/26/15 | Required | AM-Marzano-Guiding Deeper Thinking PM-Rtl/data/STAR/FAST/PLCs | AM-JRSR PM-own building | PK-12 Certified Staff |
| 2/11/15 | Growth Plan | Instructional Rounds at Elementary | Elem | PK-4 Certified Staff |
| 2/12/15 | Growth Plan | Instructional Rounds at JrSr | JrSr | 5-12 Certified Staff |
| 3/23/15 | Required | AM-Marzano-Facilitating Complex Learning PM-Rtl/data/STAR/FAST/PLCs Conference Prep | AM-JRSR PM-own building | PK-12 Certified Staff |
| 5/14/15 | Growth Plan | Instructional Rounds at JrSr | JrSr | 5-12 Certified Staff |
| 5/15/15 | Growth Plan | Instructional Rounds at Elementary | Elem | PK-4 Certified Staff |

Principal and Teacher Evaluations for Growth

- Marzano Teacher and Principal Growth Model for Evaluation
 - Pilot: 2011/2012
 - Exploring: 2012/2013
 - Adopted: 2013/2014
 - EA approval for teacher evaluations in April, 2014

ACGC Obtainable Goals

ACGC Reading District Trends: All Accountability Tests, All Grades, All Students Enrolled October 1

| | 2008 | 2009 | 2010 | 2011 | 2012 | 2013 | 2014 | 015 | 2016 | 2017 | Dif to 100 |
|---------------|--------|--------|--------|--------|-------|-------|------|-----|------|---------------------------|------------|
| ACGC Reading | 63.10% | 66.40% | 66.10% | 67.20% | 76.2% | 63.4% | 68.8 | | | 83.6% (2012/2013 goal) | 32.8% |
| STATE Reading | 71.90% | 73.10% | 73.50% | 75.10% | 75.3% | 58.7% | 59.8 | | | 87.6% (2012/2013 goal) | 24.9% |

| Content | 2014/2015 | 2015/2016 | 2016/2017 | Rationale | | | | | | | | | | | | | | |
|--|--|--|---|--|-----|-----|-----|-----|----|------|------|------|----|----|----|-------|------|-------|
| Reading: ACGC will improve from our current 2013 Reading score of 63.4% proficient to 83.6% (goal set 2012/2013) proficient in 2017. | ACGC will improve from 68.8% to 73.8% proficiency on the 2015 Reading MCA-III <ul style="list-style-type: none"> ACGC will target special education and free and reduced lunch population, recognizing that we need to move that population with greater intentionality PLC job-embedded professional development on Mondays will focus on using cognitive complexity of assessment items and test specification of MCA tests to improve instruction Clear learning goals and scales. Tracking student progress through data. Using MCA-III, STAR and curriculum data to support instructional practices. | ACGC estimates a 5% proficiency increase from the 2015 Reading test results. | ACGC estimates a 5% proficiency increase from on the 2016 Reading test results. | <table border="1"> <thead> <tr> <th>'11</th> <th>'12</th> <th>'13</th> <th>'14</th> </tr> </thead> <tbody> <tr> <td>67</td> <td>76.2</td> <td>63.4</td> <td>68.8</td> </tr> </tbody> </table> <p>Using Proficiency Rate Gain Expectations General Guidelines, ACGC estimates the following Reading test proficiency rates.</p> <table border="1"> <thead> <tr> <th>15</th> <th>16</th> <th>17</th> </tr> </thead> <tbody> <tr> <td>73.8%</td> <td>78.8</td> <td>83.8%</td> </tr> </tbody> </table> | '11 | '12 | '13 | '14 | 67 | 76.2 | 63.4 | 68.8 | 15 | 16 | 17 | 73.8% | 78.8 | 83.8% |
| '11 | '12 | '13 | '14 | | | | | | | | | | | | | | | |
| 67 | 76.2 | 63.4 | 68.8 | | | | | | | | | | | | | | | |
| 15 | 16 | 17 | | | | | | | | | | | | | | | | |
| 73.8% | 78.8 | 83.8% | | | | | | | | | | | | | | | | |

ACGC Math District Trends: All Accountability Tests, All Grades, All Students Enrolled October 1

| | 2008 | 2009 | 2010 | 2011 | 2012 | 2013 | 2014 | 2015 | 2016 | 2017 | Dif to 100 |
|-------------------|--------|--------|--------|--------|--------|-------|-------|------|------|---------------------------|------------|
| ACGC Mathematics | 52.20% | 52.10% | 53.30% | 52.50% | 61.60% | 66.8% | 64.4% | | | 76.3% (2012/2013 goal) | 47.5% |
| STATE Mathematics | 61.80% | 63.70% | 66.10% | 57.30% | 61.30% | 60.2% | 62.8% | | | 78.7% (2012/2013 goal) | 42.7% |

| Content | 2014/2015 | 2015/2016 | 2016/2017 | Rationale | | | | | | | | | | | | | | |
|--|---|--|--|--|-----|-----|----|----|-------|-------|-------|-------|----|----|----|-------|-------|-------|
| Mathematics: ACGC will improve from our current 2013 Math score of 65.80% proficient to 76.3% (goal set 2012/2013) proficient in 2017. | ACGC will increase 5% proficiency from the 2014 MC-III <ul style="list-style-type: none"> ACGC will target special education free and reduced lunch population, recognizing that we need to move that population with greater intentionality PLC job-embedded professional development on Mondays will focus on using cognitive complexity of assessment items and test specification of MCA tests to improve instruction Clear learning goals and scales. Tracking student progress through data. Using MCA-III, STAR and curriculum data to support instructional practices. | ACGC estimates a 5% proficiency increase from the 2014 Math test results | ACGC estimates a 3% proficiency increase from the 2015 Math test results | <table border="1"> <thead> <tr> <th>'11</th> <th>'12</th> <th>13</th> <th>14</th> </tr> </thead> <tbody> <tr> <td>52.5%</td> <td>61.3%</td> <td>66.8%</td> <td>64.4%</td> </tr> </tbody> </table> <p>Using Proficiency Rate Gain Expectations General Guidelines, ACGC estimates the following Math test proficiency rates.</p> <table border="1"> <thead> <tr> <th>15</th> <th>16</th> <th>17</th> </tr> </thead> <tbody> <tr> <td>69.4%</td> <td>74.4%</td> <td>76.4%</td> </tr> </tbody> </table> | '11 | '12 | 13 | 14 | 52.5% | 61.3% | 66.8% | 64.4% | 15 | 16 | 17 | 69.4% | 74.4% | 76.4% |
| '11 | '12 | 13 | 14 | | | | | | | | | | | | | | | |
| 52.5% | 61.3% | 66.8% | 64.4% | | | | | | | | | | | | | | | |
| 15 | 16 | 17 | | | | | | | | | | | | | | | | |
| 69.4% | 74.4% | 76.4% | | | | | | | | | | | | | | | | |

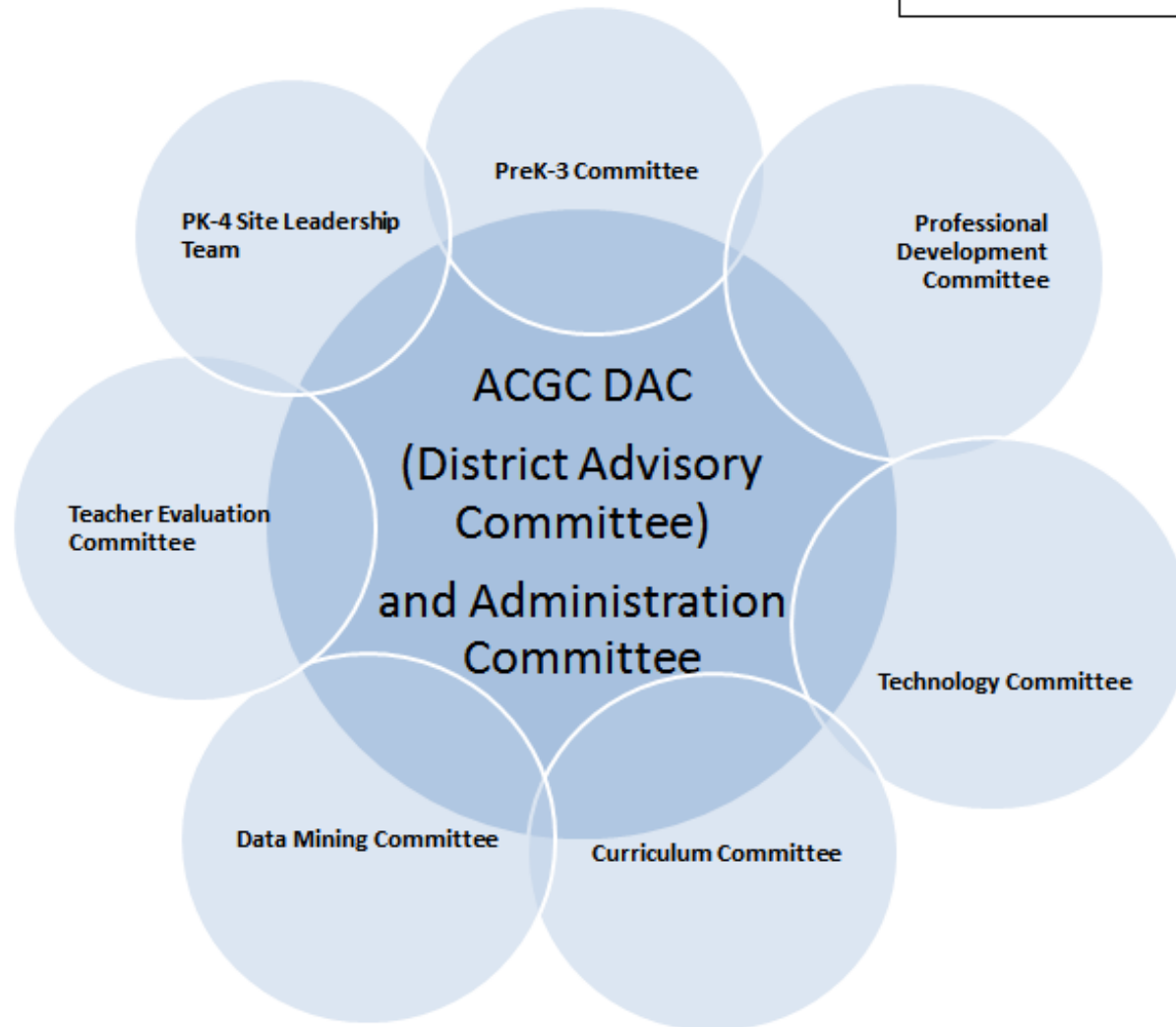
Curriculum Rotations

ACGC Curriculum Rotations
Updated 9/2014

| Year | Research and Standards Mapping Purchase | Training | Ongoing evaluation and continued support |
|-----------|---|--------------------------------|---|
| 2009/2010 | Math | CTE (Career and Tech Ed) | Physical Education Health |
| 2010/2011 | Science | Math | CTE (Career and Tech Ed) |
| 2011/2012 | Language Arts, World Languages | Science | Math |
| 2012/2013 | Social Studies | Language Arts, World Languages | Science |
| 2013/2014 | Physical Education Health | Social Studies | Language Arts, World Languages |
| 2014/2015 | CTE (Career and Tech Ed) | Physical Education Health | Social Studies |
| 2015/2016 | Science | CTE (Career and Tech Ed) | Physical Education Health |
| 2016/2017 | Spanish, Art, Business, Music | Science | CTE (Career and Tech Ed) |
| 2017/2018 | Social Studies | Spanish, Art, Business, Music | Science |
| 2018/2019 | Math (New standards should available) | Social Studies | Spanish, Art, Business, Music |
| 2019/2020 | Physical Education Health | Math | Social Studies |
| 2020/2021 | Language Arts (New standards should available) | Physical Education Health | Math |

Committee Work:

ACGC Committee Diagram, Updated: 9/2014



SIP- School Improvement Plan

1 School Action Plan


[Copy School Action Plan template to address separate goals (math, reading, and/or graduation). Each template should provide detail for only one selected instructional strategy or practice. Instructions for completing each section provided on following pages.]

2 Math Reading
 Graduation (if applicable)

3 SMART Goal: ACGC Elementary, all ACGC students grades 3-4, enrolled by October 1, who are proficient on the Reading (all accountability tests) will increase from 70.2% in 2014 to 73.2% in 2015.


4a INSTRUCTIONAL STRATEGY OR PRACTICE: Flexible grouping used during Guided Reading

4b INSTRUCTIONAL CHANGE MANAGER: Kodi Goracke, Elementary Principal along with all K-4 Staff Members

Study  Act

| 5 Stages of Implementation (What actions are needed to implement Instructional Strategy or Practice with fidelity across all stages of implementation?) | 6 PERSON(S) RESPONSIBLE | 7 RE-SOURCES | 8 BENCH-MARKS | 9 TIME-LINES | 10 FIDELITY Monitoring | 11 EVIDENCE OF SUCCESS (shared with Leadership Team) |
|--|---|--|--|--|--|--|
| Plan: | | | | | | |
| EXPLORATION | | | | | | |
| • Professional Development in the area of leveled readers, data collection and rubric for success | Site Leadership Team PK-4 Teachers Administration | -Resource Training and Solutions -SWSC COOP -MDE -ACGC | Meetings throughout summer to document | On PD calendar for 2014/2015 school year | Reported and documented back to Site Leadership Team | 5/12/14- PD meeting 5/15/14- Leadership team meeting for rubric development, leveled reader schedule 8/26/14- district data presentation to all teachers |
| • Explore Rtl to ensure flexible grouping | Site Leadership Team PK-4 Teachers Administration | -Resource Training and Solutions -SWSC COOP -MDE -ACGC | Meetings throughout summer to document | Complete by August 1, 2014 | Reported and documented back to Site Leadership Team | 1/9/14- Initial Rtl meeting with Cathy Mrla, SWSC 1/23/14- Present to staff about Rtl, general information, exit slip 2/20/14-Grade-level meetings with Cathy 4/15/14- Meeting with Cathy for |

3. ACGC DAC Recommendations



Previous DAC recommendations:

1. Continuing technology

- Cruz4UR, 2014
- iPad cart
- AirWatch

2. Business and Career Classes

3. Look into Homework

- research group
- best practice

4. Communications

- website
- text message option

| Communique | Reason | Time Line | Audience | Proposed changes |
|--|---|----------------------------|---|--|
| Information Highway | General | editions August & February | District Wide | One additional in 13/14 so they would come out in August ~ December ~ March |
| Website | Specific ~ Time sensitive | Ongoing | World Wide Web | Clarify ~ Clean-up ~ organize in 13/14 |
| Emails | Emergent | As necessary | 5 - 12 Parents | Gather more parent emails to include K-4 distribution lists in 13/14 |
| ECFE/SR | Specific | 2 times per year | Off Census ~ Pre K (0-4) | None |
| Blog | Timely | ongoing | World Wide Web | Add ACGC Colors/Falcon for 13-14 |
| Community Ed Catalog | General | 2 times per year | District wide | None |
| Weekly Bulletin | Specific/Time | Weekly | Targets 5-12 students and families Grades 3 - 11 | Gather more parent emails to include K-4 distribution lists in 13/14 |
| ISR Mailing | Specific | Annual | Families | None |
| Elementary/Preschool newsletter from principal | Specific/Time | Monthly | Preschool - 4th grade families | None |
| Area Newspapers | General articles ~ Board-Legal information ~ Sports | Ongoing as rep | All Area Communities | Would like more coverage - have initiated those conversations ` but ultimately we cannot control |
| Back to school packet | Specific | Annual | All student Families | Make this a very pertinent mailing in 13/14 |
| Report Card Letter | General/Spec | 4 times per year | All Student families | Put even more information in each mailing (4 sheets of paper per stamp) in 13/14 |

DAC Recommendations:

ACGC District and Board Goal Recommendations

Professional Development (PD)

- Becoming a demonstration school:
working toward rigor
- Departments aligning with
state and professional organizations
- Data Mining to determine instruction

Birth-Grade 3 Education (B2G3)

- PK teachers trained in rigor with K-12
- Promote ECFE, screening to determine
kindergarten preparedness
- Educating parents of preschool children

Given:

Policy
Law
Goals
Legislation
Finance

College and Career Readiness (CCR)

- Increase communication with parents 9-12 via annual
meetings with students and parents
- PLAN, EXPLORE, and ACT testing
- Training high school teachers on college and career
opportunities for students

Gifted and Talented Education (GATE)

- Research best practices on
determining eligibility and programing

4. ACGC Board Goals

